





Whether it's the people using our products, the people selling them, or the dedicated team working behind the scenes, people are at the heart of our company.

We're not your average business, and this is something that will never change; our customers and our team will forever remain the most important part of our business.

With a firm focus on service and support, we provide a variety of office seating, desking, storage, conference, and training furniture. We work hard in developing new product offerings based on a fundamental understanding that the workplace is ever-evolving.

By investing our efforts into sourcing quality products for our customers across the UK and Europe; we ensure our range caters for every need with delivery services to match.



#### COMMERCIAL INTERIORS UK MEMBER

We belong to Commercial Interiors UK, the trade association for the British Contract Furnishing Industry. As members of Commercial Interiors UK, we remain committed to achieving higher standards in both the design of our products and the services we offer.



#### ENVIRONMENTAL POLICY – BS-EN ISO14001:2015 CERTIFIED

We care about the environment, and to show this, we regularly evaluate our procedures and implement new strategies to reduce our ecological footprint. We measure, manage and control our environmental impact by being certified to ISO 14001:2015.



#### QUALITY MANAGEMENT – BS EN ISO 9001:2015 CERTIFIED

Our Quality Management system is compliant to BS EN ISO9001:2015. This accreditation ensures that all of our products, processes and systems are monitored and measured. They regularly go through management review ensuring compliance with the regulatory requirements of this International Quality Standard.

# CONTENTS

## 01. INTRO

|    |                           |    |                   |
|----|---------------------------|----|-------------------|
| 03 | Introduction              | 08 | Space Planning    |
| 04 | Contents                  | 09 | Material Finishes |
| 06 | Delivery And Installation | 10 | Seating Intro     |
| 07 | Delivery Services         |    |                   |

## 02. TASK SEATING

|    |         |    |                 |
|----|---------|----|-----------------|
| 15 | Denali  | 21 | Vision          |
| 16 | Maldini | 21 | Fonseca         |
| 18 | Chachi  | 22 | Carbon          |
| 19 | Daytona | 22 | Urus Cantilever |
| 19 | Spark   | 23 | Marlos          |
| 20 | Alto    | 23 | Start           |
| 20 | Zico    |    |                 |

## 03. 24 HOUR SEATING

|    |         |    |             |
|----|---------|----|-------------|
| 27 | Bengal  | 31 | Panther     |
| 28 | Strata  | 32 | Vista       |
| 29 | Fonz    | 33 | Call Centre |
| 30 | Cheetah |    |             |

## 04. POSTURE SEATING

|    |              |    |         |
|----|--------------|----|---------|
| 36 | Concept Plus | 39 | Bearing |
| 37 | Maxi Ergo    | 40 | Aspect  |
| 38 | Calypso Ergo | 41 | Mode    |

## 05. EXECUTIVE SEATING

|    |         |    |             |
|----|---------|----|-------------|
| 44 | Montana | 47 | Ares        |
| 44 | Pallas  | 48 | Keno        |
| 45 | Sosa    | 48 | Canasta     |
| 46 | Casino  | 49 | Jack        |
| 46 | Puma    | 49 | Jack Fabric |

## 06. MEETING & CONFERENCE

|    |                  |    |                      |
|----|------------------|----|----------------------|
| 52 | Arc 4 Leg        | 57 | Jupiter              |
| 52 | Arc Skid         | 58 | Pavilion Armchair    |
| 53 | Arc High Chair   | 58 | Summit Meeting Chair |
| 53 | Arc Wooden 4 Leg | 59 | Renoir               |
| 54 | Pavia            | 60 | Club                 |
| 54 | Sosa             | 61 | Club Accessories     |
| 55 | Canasta Visitor  | 61 | Summit Banquet       |
| 55 | Urus Cantilever  | 61 | Poly                 |
| 56 | Florence         |    |                      |

## 07. OPERATOR SEATING

|    |                      |    |                                   |
|----|----------------------|----|-----------------------------------|
| 64 | Concept Mid Back     | 69 | Versi Adjustable Arm              |
| 64 | Concept High Back    | 70 | Factory                           |
| 65 | Concept Deluxe       | 70 | Factory 2 Lever                   |
| 65 | Concept Plus         | 71 | Factory High Fixed                |
| 66 | Calypso Single Lever | 71 | Factory 2 Lever Height Adjustable |
| 66 | Calypso              | 72 | Concept High Fixed                |
| 67 | Calypso Deluxe       | 72 | Concept Height Adjustable         |
| 67 | Calypso Mesh         | 73 | Operator Chair Arms               |
| 68 | Versi                | 73 | Accessories                       |
| 68 | Lean Stool           |    |                                   |
| 69 | Versi Fixed Arm      |    |                                   |

## 08. CAFÉ & DINING

|    |                       |    |                                 |
|----|-----------------------|----|---------------------------------|
| 78 | Lizzie 4 Leg          | 85 | Plateau Stool                   |
| 78 | Lizzie High Stool     | 86 | Picnic                          |
| 79 | Lizzie Skid           | 88 | Alfresco Side Chair             |
| 80 | Stork                 | 89 | Alfresco Armchair               |
| 80 | Astral High Table     | 90 | Plaza Armchair                  |
| 81 | Picasso Contract      | 90 | Plaza Table                     |
| 82 | Picasso Lite          | 91 | Morph Folding Chair             |
| 82 | Ellipse 4 Leg         | 91 | Morph Rectangular Folding Table |
| 83 | Ellipse Trumpet       | 92 | Fan Back Folding Chair          |
| 84 | Plateau               | 92 | Flat Back Folding Chair         |
| 84 | Plateau Stool & Bench | 93 | Folding Chair Trolley           |
| 85 | Plateau High          |    |                                 |

## 09. SOFT SEATING

|     |                           |     |                     |
|-----|---------------------------|-----|---------------------|
| 96  | Phonic High               | 108 | Iceberg Metal Foot  |
| 97  | High Infill Panel & Table | 109 | Iceberg Wooden Foot |
| 98  | Phonic Low                | 110 | Tub                 |
| 99  | Low Infill Panel & Table  | 111 | Tub Lux             |
| 100 | Button                    | 112 | Glacier             |
| 102 | Kona                      | 113 | Glacier Table       |
| 104 | Jade Armchair             | 113 | Rubic               |
| 104 | Pearl Armchair            | 114 | Contract Stools     |
| 106 | The Kuddle Range          | 115 | Coffee Tables       |

## 10. AZTEC COLLECTION

|     |                                |     |                       |
|-----|--------------------------------|-----|-----------------------|
| 118 | Bench Explanation              | 134 | Panel Leg             |
| 120 | Back To Back Bench             | 136 | Wooden Pedestals      |
| 122 | Single Bench                   | 137 | Wooden Filing         |
| 123 | Fixed Beam Bench Accessories   | 137 | Talos Steel Pedestals |
| 124 | Back To Back Height Adjustable | 138 | Wooden Bookcases      |
| 124 | Single Motor Height Adjustable | 139 | Wooden Cupboards      |
| 126 | Goalpost Leg                   | 140 | Panel Plus Cupboards  |
| 128 | Twin Upright Leg               | 141 | Wooden Tambours       |
| 130 | Single Upright Leg             | 142 | Cassis Tilting Tables |
| 132 | Panel Plus                     | 143 | Cannes Tilting Tables |
|     |                                | 144 | Union Folding Tables  |
|     |                                | 146 | Multipurpose Tables   |

## 11. CORE COLLECTION

- |   |   |
|---|---|
| <b>150</b> Single Upright<br>Cantilever Leg | <b>154</b> Twin Motor<br>Sit Stand Desk |
| <b>152</b> Double Upright<br>Cantilever Leg | <b>155</b> Multipurpose Tables          |
| <b>154</b> Single Motor<br>Sit Stand Desk   | <b>156</b> Storage                      |
|   | <b>157</b> Bookcases                    |
|   | <b>157</b> Cupboards                    |

## 12. ECO COLLECTION

- |                                    |   |
|------------------------------------|---|
| <b>160</b> Eco Desking & Pedestals | <b>161</b> Eco Bookcases &<br>Cupboards |
|------------------------------------|---|

## 13. EXECUTIVE DESKING

- |   |  |
|---|--|
| <b>164</b> Regent Desking &<br>Pedestal | <b>166</b> Regent Bookcases &<br>Cupboards |
|   | <b>167</b> Regent Meeting Tables           |

## 14. SCREENS

- |                               |                                 |
|-------------------------------|---------------------------------|
| <b>170</b> Contempo Screens   | <b>176</b> Divide Type 1 Screen |
| <b>171</b> Elco Screens       | <b>177</b> Divide Type 2 Screen |
| <b>172</b> Lyle Desk Screens  | <b>178</b> Mobile Screens       |
| <b>173</b> Toolrail Screens   | <b>180</b> Screen Finish Guide  |
| <b>174</b> Panel Screens      | <b>182</b> Magnum Screens       |
| <b>175</b> Screen Accessories |                                 |

## 15. TALOS STEEL STORAGE

- |                                  |                            |
|----------------------------------|----------------------------|
| <b>186</b> Talos Steel Pedestals | <b>188</b> Talos Tambours  |
| <b>187</b> Talos Filing Cabinets | <b>189</b> Talos Cupboards |

## 16. BISLEY

- |                         |                                   |
|-------------------------|-----------------------------------|
| <b>192</b> Multidrawer  | <b>199</b> Primary Lockers        |
| <b>194</b> Side Filers  | <b>200</b> Locker Walls           |
| <b>195</b> Tambours     | <b>202</b> Clean And Dirty Locker |
| <b>196</b> Cupboards    | <b>202</b> Combi Locker           |
| <b>197</b> Lower Height | <b>203</b> Police Locker          |
| <b>198</b> Lockers      | <b>204</b> Cloakroom Benches      |

## 17. LOCKERS & SAFES

- |                           |                                 |
|---------------------------|---------------------------------|
| <b>208</b> Wooden Lockers | <b>212</b> Fire Resistant Safes |
| <b>210</b> Steel Lockers  | <b>214</b> Safes                |

## 18. MEETING TABLES & MEDIA UNITS

- |                                      |                                       |
|--------------------------------------|---------------------------------------|
| <b>218</b> Maker Tables              | <b>236</b> Union Folding Tables       |
| <b>220</b> Plateau                   | <b>236</b> Sierra One Table           |
| <b>221</b> Plateau High              | <b>239</b> Guarda Boardroom<br>Tables |
| <b>222</b> Massa Boardroom Tables    | <b>240</b> Reflex                     |
| <b>224</b> Venti High Meeting Tables | <b>241</b> Lux                        |
| <b>226</b> Venti Meeting Tables      | <b>242</b> Windsor                    |
| <b>228</b> Fraction Infinity Tables  | <b>243</b> Aerofoil                   |
| <b>230</b> Media Units               | <b>244</b> Multipurpose               |
| <b>232</b> Mobile Tables             | <b>246</b> Contract Tables            |
| <b>233</b> Contract Meeting Tables   | <b>248</b> Trinity Tables             |
| <b>234</b> Cassis Tilting Tables     |                                       |
| <b>235</b> Cannes Tilting Tables     |                                       |

## 19. POWER, ACCESSORIES & COATSTANDS

- |  |  |
|--|--|
| <b>252</b> On Desk Power Modules               | <b>255</b> Round In Desk Wireless<br>Power Module              |
| <b>252</b> On Desk Power Modules<br>Add On     | <b>256</b> Desk Accessories:<br>Monitor Arms,<br>Cable Manager |
| <b>253</b> Mains And Inter-<br>Connector Leads | Basket Style Cable Tray  |
| <b>254</b> In Desk Power Module                | <b>257</b> Coatstands  |
| <b>254</b> Round In Desk Power<br>Module       |  |

## 20. RECEPTION

- |                              |                                    |
|------------------------------|------------------------------------|
| <b>260</b> Modular Reception | <b>262</b> Reception Lighting Pack |
| <b>262</b> Reception         |                                    |

## 21. EDUCATION

- |                                   |  |
|-----------------------------------|--|
| <b>266</b> Teacher Wall           | <b>277</b> Titan 4 Leg                   |
| <b>268</b> Spin Stool             | <b>277</b> Titan Move                    |
| <b>269</b> Arc 4 Leg              | <b>279</b> Titan Skid                    |
| <b>269</b> Arc Mobile 4 Leg       | <b>281</b> Titan High Chair              |
| <b>269</b> Arc Reverse Cantilever | <b>283</b> Titan Stool                   |
| <b>269</b> Arc Skid               | <b>285</b> Titan Swivel                  |
| <b>269</b> Arc High Stool         | <b>287</b> T-Bag                         |
| <b>270</b> Arc 4 Leg Wooden       | <b>289</b> Tray Storage                  |
| <b>271</b> Arc Dynamic 3D Tilt    | <b>295</b> Flat Pack Classroom<br>Tables |
| <b>271</b> Arc Community          | <b>297</b> Exam Desks                    |
| <b>271</b> Arc Swivel             | <b>297</b> Exam Trolleys                 |
| <b>273</b> Maker Tables           | <b>299</b> Titan Accessories             |
| <b>274</b> Titan One Piece Retold |  |
| <b>275</b> Titan One Piece        |  |

## 22. FABRIC & FINISHES

- |                              |                               |
|------------------------------|-------------------------------|
| <b>300</b> Fabric Band Guide | <b>304</b> Camira Fabrics     |
| <b>302</b> Chieftain Fabrics | <b>306</b> Finishes & Colours |

# DELIVERY AND INSTALLATION



We are committed to giving you an exceptional experience. Our Delivery and Installation service allows you to sit back and relax, while the experts do the heavy lifting. Our team of experienced furniture installers will get the job done on time, leaving you with a refreshed office.

We are committed to giving you an exceptional experience. Our D&I service allows you to sit back and relax, while we efficiently deliver and install your furniture - you are the centre of this process.

There is nobody who can install our furniture better than us. Once you have placed your order, we will deliver and install within 7-10 working days. Our expert team of installers will;

- Contact you with an installation time and date in advance of their arrival.
- Arrive with a smile on their face, ready to do a great job.
- Assemble your brand new office exactly where you'd like it.
- Once you are happy, all packaging is disposed of correctly and recycled wherever possible.
- One of the team will then offer a complementary product

demonstration to ensure you are confident and happy with your new office.

- They will even clean up after themselves and vacuum the room to ensure it is spotless.


Interested in learning more? Contact the sales team today. They will want to know;

- What products do you need?
- Where are the products going?
- Might there be any delivery restrictions i.e. is there a goods lift?



# DELIVERY SERVICES

We have several delivery services available, all tailored to you and your requirements. If you need any more information about any of the services outlined below, please contact our Sales Team, and they will be delighted to assist you.



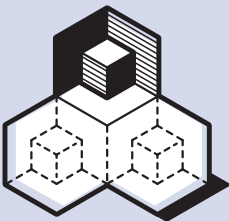
## NEXT DAY DELIVERY

Need something tomorrow? Place your order with us by 4pm, and we will ensure it reaches you by the next working day. No matter the order size, we can get you what you need, when you need it. It's that simple.




## 5 - 7 DAY DELIVERY

Not in a rush? Delivery for all stocked products will be on our 5-7 day service.



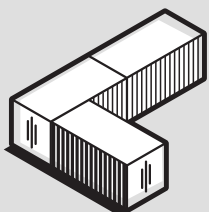
## ROOM OF CHOICE

If you need some additional assistance, but not full delivery and installation, our Room of Choice option is the service for you. We offer a two-man delivery, to the room the products are being used. We take out all the heavy lifting and transporting of goods, leaving everything exactly how you want it.



## NOMINATED DAY

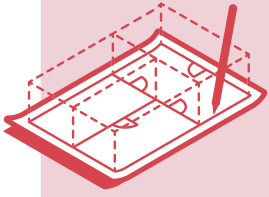
Our priority is always making life that little bit easier for all our customers. Our Nominated Day delivery service is tailored to fit around you. You choose the day and time slot; we'll do the rest.



## CONTAINERISED DELIVERY

Your high volume products never need to go out of stock again with our containerised delivery option. Order a full container of products and enjoy a significant cost saving. We receive and monitor your order, and keep you fully informed until it reaches your door. It's that easy.

# SPACE PLANNING

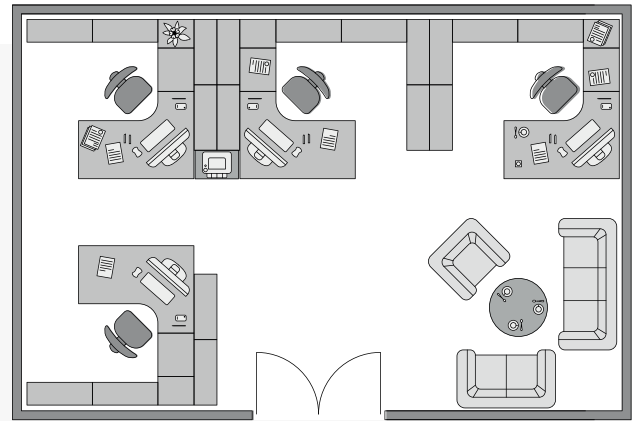


Correct planning ensures you are getting the most out of your workspace. We offer a space planning service which utilises the maximum capacity of your workspace safely and efficiently.

Our experienced team use the latest software to ensure a full planning service, from site surveys and 2D plans to walk-through 3D visualisations. Just give us your measurements, and we will create and suggest possible layouts to enhance your existing office space.

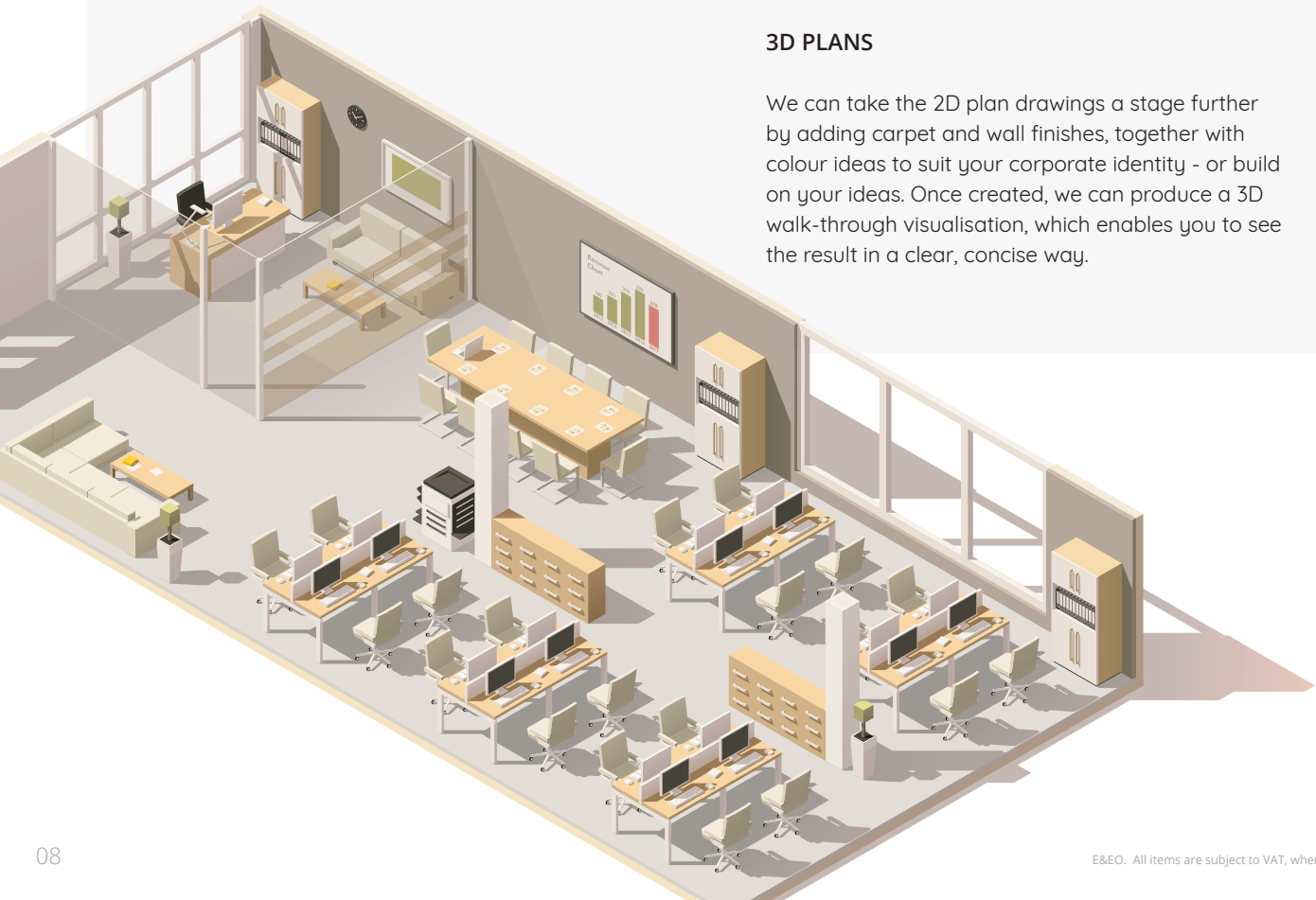
## 2D PLANS

Our 2D plans turn your measurements into a well thought out working area to suit your particular requirements. Once your furniture plan is complete, we can be as detailed as you need and display network points, lighting, heating, power, and anything else you may require. Want to hang on to a few things? Our 2D plans can show a mix of old and new furniture designed by our experienced team.




## 3D PLANS

We can take the 2D plan drawings a stage further by adding carpet and wall finishes, together with colour ideas to suit your corporate identity - or build on your ideas. Once created, we can produce a 3D walk-through visualisation, which enables you to see the result in a clear, concise way.





# MATERIAL FINISHES



We are proud to work with a dedicated selection of the UK and Europe's longest established and best-recognised upholstery fabric, vinyl and leather manufacturers.

The fabrics we offer are a selection of the most popular within the market and are suitable for applications ranging from operator seating, task seating, soft seating and for the upholstery of vertical surfaces, such as desk mounted and floor standing screens.

The range of manufacturers, finishes and price bands offers a solution for all specifications and budgets – please contact us for further details or assistance.

Where environmental credentials are a significant consideration, we are also

able to source and recommend from a wide choice of ecological fabrics. These fabrics range from those made from recycled raw materials, or materials composed of rapidly renewable sources such as wool, or innovative bast fibres from nettles, hemp or even recycled coffee sacks.



## UNLIMITED FABRICS

Where you see the above icon, the product is available upholstered to your exact specification. Choose from multiple on-trend finishes to match your market place or corporate colour scheme, or if you're looking for something different to brighten up your business environment.

## FIRE RETARDANCY

The fire retardancy or CRIB rating of a particular fabric measures its ability to resist ignition from an exposed flame. There are a variety of tests for the flammability of upholstery fabrics within the UK - we have listed a brief description of those applicable to our market below (please note this is not exhaustive; if further information is required, please contact us).

**Low Hazard** – Tested to BS7176:2007 Low Hazard fabric ratings are

suitable for use within the general office environment.

**CRIB 5** – This indicates a fabric has been treated and tested and is suitable for most purposes, particularly contract environments like hotels, where the impact of a fire can be especially dangerous due to the volume of people.

**CRIB 7** – This is a more stringent test version of CRIB 5. Fabric that passes this test is suitable for more hazardous environments like prisons or offshore installations.

## PLEASE NOTE:

**Fabric Banding** – Should your fabric of choice not be listed, please contact our Sales Team who will be happy to assist. Please ensure you check the suitability of your selected fabric for its application before ordering.

**Leather** – Priced upon application.

**Fabric Swatches** – We recommend that your final fabric selection is made based on a physical swatch only; we recommend you use printed swatches merely as a guide.

All of the materials used within our furniture, seating and storage ranges are carefully selected and specified per our ISO 9001 certification. We work with globally renowned manufacturers to ensure we can bring to market quality products that stand the test of time and offer an exceptional value proposition.

Our desktops and wooden storage are Forest Stewardship Council (FSC) certified Melamine Faced Chipboard (MFC).

We have a wide colour palette of MFC wood finishes spanning our ranges of desking, and storage, comprising of panel end, cantilever, and bench desking solutions. If you're looking for something a little bit special, our Regent executive range offers two MFC wood finishes with a 36mm desktop to give a unique executive finish.

Our MFC supply chain is fully FSC (Forest Stewardship Council) certified and therefore accredited to ISO 14001 and ISO 9001.

# THINGS TO CONSIDER

It is important to choose the correct office chair. The right chair promotes good posture and comfort, enhances productivity and provides a happy and comfortable workforce. The average office chair can be in use for 1900 hours a year. Our selection of office seating ranges from operator, through to executive and posture seating.

## IMPORTANT THINGS TO CONSIDER:



# MECHANISM USER GUIDE



## FIXED BACK

- Seat moves up and down
- Back can be raised or lowered
- The backrest angle is fixed



## PERMANENT CONTACT (PCB)

- Seat moves up and down
- Back can be raised or lowered
- Backrest angle can be fixed or set to free float - i.e. in 'permanent contact' with your back



## ASYNCHRO / ASYNCHRO TORSION

- Seat moves up and down
- Back can be raised or lowered
- Backrest angle can be fixed or set to free float
- Seat angle can be fixed to desired angle
- Torsion control knob can be adjusted to match body weight



## LOCK TILT

- Seat moves up and down
- Tilt of chair can be locked or set to free float
- Torsion control knob can be adjusted to match body weight



## SYNCHRO

- Seat moves up and down
- Backrest and seat angle can be fixed or set to free float (2:1 ratio)
- Synchro chairs can be fixed in either 3, 4 or 5 positions
- Torsion control knob can be adjusted to match body weight



## KNEE - TILT

- Seat moves up and down
- Backrest and seat angle can be fixed or set to free float (2:1 ratio)
- Knee tilt chairs can be fixed in either 3, 4 or 5 positions
- Torsion control knob can be adjusted to match body weight



## RATCHET BACK

- Back can be raised or lowered independently of chair functions



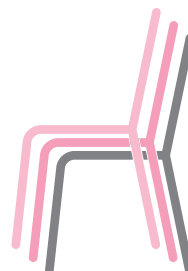
## LUMBAR SUPPORT

- Backrest provides support for the natural 'S' shape of the spine
- Prevents slumping and reduces stress on the spine and pelvis



## SEAT SLIDE

- Seat depth can be increased or decreased independently of chair functions



## STACKING CHAIR

- Designed to be safely stacked
- Recommended number of chairs per stack is stated in product details if relevant

Want to match your already existing décor? We offer an exciting unlimited fabrics service which allows you to choose your own fabric, and we'll do the rest. Look out for our unlimited fabrics icon on all products included in this service. Please see pages 300 - 305 for fabric options on seating.



# TASK SEATING

// 02

Fed up with an uncomfortable chair? Time to upgrade. Turn the page and you will find something to suit your needs!



# SECTION CONTENTS



**DENALI  
HIGH BACK**  
Page 15



**DENALI  
MID BACK**  
Page 15



**DENALI  
VISITOR**  
Page 15



**MALDINI**  
Page 16



**CHACHI**  
Page 18



**DAYTONA**  
Page 19



**SPARK**  
Page 19



**ALTO**  
Page 20



**ZICO**  
Page 20



**VISION**  
Page 21



**FONSECA**  
Page 21



**CARBON**  
Page 22



**URUS CANTILEVER**  
Page 22



**MARLOS**  
Page 23



**START**  
Page 23

# DENALI COLLECTION



The Denali Collection – a stylish line of office chairs, meticulously crafted to redefine comfort and versatility in any workspace.

The collection comprises of the High Back, Mid Back, and Visitor chairs, each ingeniously designed to seamlessly transition across various professional environments. So, whether you're navigating through a demanding workday or hosting a client meeting, the Denali Collection ensures unparalleled adaptability.

Embodying a contemporary aesthetic, the collection features an angular, ultra-modern frame, and a breathable, sleek mesh back that not only displays modern elegance, but also promotes optimal airflow, enhancing comfort during prolonged periods of use.

The Denali family provides flexibility with the option of a swivel base or a chrome cantilever base, as well as a mesh headrest, catering to the needs of individuals seeking a chair that combines style with functionality.

Offering a perfect blend of contemporary design, functionality, and affordability, the Denali collection ensures that you can invest in high-quality office seating without compromise.



## DENALI HIGH BACK



- A contemporary high back mesh chair with swivel base and built-in mesh headrest
- Supplied with height adjustable arms and built-in lumbar support
- Overall dimensions: D670 W590 H1200 - 1270

## DENALI MID BACK



- A contemporary mid back mesh chair with black swivel base
- Supplied with black fixed arms
- Overall dimensions: D600 W620 H900 - 1000

## DENALI VISITOR



- A contemporary mid back mesh chair with a chrome cantilever base
- Supplied with black fixed arms
- Chrome cantilever base and skid feet
- Overall dimensions: D580 W600 H890

**5** YR  
COMPONENT  
GUARANTEE

**2** YR  
UPHOLSTERY  
GUARANTEE

**115** KG  
WEIGHT  
TOLERANCE

**8** H  
HOURS USAGE

// **NOTE:** Unlimited fabric available. Please contact sales for more information

|  | Seat Dimensions      | Back Dimensions | RRP            |
|--|----------------------|-----------------|----------------|
| <b>CH3300BK</b> //<br>DENALI HIGH BACK +<br>HEADREST | D500 W500 H480 - 550 | W480 H560       | <b>£318.00</b> |
| <b>CH3301BK</b> //<br>DENALI MID BACK                | D480 W480 H460 - 560 | W450 H505       | <b>£225.00</b> |
| <b>CH3302BK</b> //<br>DENALI VISITOR                 | D480 W480 H460       | W450 H505       | <b>£242.00</b> |

FR: Low  
Fabric: Mesh / 100% Man-made  
Arms: Fixed

### FABRIC SEAT FINISHES



# MALDINI

5YR  
COMPONENT  
GUARANTEE

2YR  
UPHOLSTERY  
GUARANTEE

115KG  
WEIGHT  
TOLERANCE

8H  
HOURS USAGE



- Height and tilt adjustable headrest for full body support
- Mesh backrest with adjustable lumbar support
- Seat slide to adjust the depth of the seat for users with longer legs
- Overall dimensions: D680 W680 H1140 - 1240

|  | Seat Dimensions      | Back Dimensions | RRP            |
|--|----------------------|-----------------|----------------|
| <b>CH0782WH // MALDINI WHITE &amp; BLACK</b> | D480 W510 H420 - 520 | W450 H690       | <b>£396.00</b> |
| <b>CH0782BKBK // MALDINI BLACK</b>           | D480 W510 H420 - 520 | W450 H690       | <b>£396.00</b> |

**FABRIC FINISH**

- BLACK
- BK

**FRAME FINISHES**

- WHITE
- BLACK
- WH
- BK

FR: Low  
Fabric: Mesh / 100% Man-Made  
Mechanism: Synchro 4 / seat slide / torsion  
Arms: 1D adjustable







Mesh backrest with adjustable lumbar support

Height and tilt adjustable headrest for full body support

Breathable mesh back helps support the contours of your back

Supplied with 1D height adjustable arms

Seat slide to adjust the depth of the seat for users with longer legs

Synchro 4 mechanism with torsion control

Black 5 star base

|                             | Seat Dimensions      | Back Dimensions | RRP     |
|-----------------------------|----------------------|-----------------|---------|
| CH0782BKBK // MALDINI BLACK | D480 W510 H420 - 520 | W450 H690       | £396.00 |

FINISH  
BLACK  
BK

# CHACHI

**5**YR  
COMPONENT  
GUARANTEE

**2**YR  
UPHOLSTERY  
GUARANTEE

**115**KG  
WEIGHT  
TOLERANCE

**8**H  
HOURS USAGE

## PHYSIO APPROVED

ERGONOMIC FEATURES  
TESTED AND APPROVED FOR  
OFFICE USE BY A QUALIFIED  
PHYSIOTHERAPIST



|                  | Seat Dimensions      | Back Dimensions | RRP     |
|------------------|----------------------|-----------------|---------|
| CH1910 // CHACHI | D490 W500 H460 - 560 | W515 H730       | £498.00 |

- Overall dimensions: D730 W700 H1150 - 1325

FR: Low  
Fabric: Mesh  
Mechanism: Synchro 3 / Torsion  
Arms: 3D Adjustable

### FABRIC FINISH



# DAYTONA

5YR  
COMPONENT  
GUARANTEE

2YR  
UPHOLSTERY  
GUARANTEE

115KG  
WEIGHT  
TOLERANCE

8H  
HOURS USAGE



- Breathable mesh high back providing full body support
- 1D adjustable arms included as standard
- Well-padded fabric seat
- Overall dimensions: D650 W650 H1050 - 1140

|                   | Seat Dimensions      | Back Dimensions | RRP     |
|-------------------|----------------------|-----------------|---------|
| CH0788 // DAYTONA | D515 W495 H485 - 575 | W515 H570       | £310.00 |

FR: Low  
Fabric: Mesh / 100% Man-Made  
Mechanism: Asynchro  
Arms: 1D adjustable

#### FABRIC FINISH

BLACK

BK

# SPARK

5YR  
COMPONENT  
GUARANTEE

2YR  
UPHOLSTERY  
GUARANTEE

115KG  
WEIGHT  
TOLERANCE

8H  
HOURS USAGE



- Sliding seat as standard
  - Modern design with a synchronous mechanism, a mesh back and 1D adjustable arms
  - Black frame as standard
  - Overall dimensions: D680 W680 H960 - 1090
- // NOTE: Available in an Italian polyester fabric. Contact sales for further information

|                 | Seat Dimensions      | Back Dimensions | RRP     |
|-----------------|----------------------|-----------------|---------|
| CH0781 // SPARK | D470 W490 H445 - 475 | W440 H665       | £423.00 |

FR: Low  
Fabric: Mesh / 100% Man-Made  
Mechanism: Synchronous / Seat Slide  
Arms: 1D adjustable

#### FABRIC SEAT FINISHES

BLACK

BK



# ALTO

5YR  
COMPONENT  
GUARANTEE

2YR  
UPHOLSTERY  
GUARANTEE

115KG  
WEIGHT  
TOLERANCE

8H  
HOURS USAGE



- Breathable mesh high back and headrest provides full body support
- 1D adjustable arms included as standard
- Synchro mechanism with integral torsion and seat slide, which allows ultimate control based on the user's body weight
- Overall dimensions: D690 W690 H1120 - 1220

|                | Seat Dimensions      | Back Dimensions | RRP     |
|----------------|----------------------|-----------------|---------|
| CH1914 // ALTO | D480 W500 H455 - 555 | W470 H740       | £410.00 |

FR: Low  
Fabric: Mesh  
Mechanism: Synchro 4 / Torsion / Seat slide  
Arms: 1D adjustable

#### FABRIC FINISHES

BLACK

BK

# ZICO

2YR  
COMPONENT  
GUARANTEE

2YR  
UPHOLSTERY  
GUARANTEE

115KG  
WEIGHT  
TOLERANCE

8H  
HOURS USAGE



- Supplied with fixed arms to match the frame
- Discrete permanent contact mechanism with small levers, for a stylish and functional look
- Aluminium base
- Overall dimensions: D660 W660 H970 - 1065

|                | Seat Dimensions      | Back Dimensions | RRP     |
|----------------|----------------------|-----------------|---------|
| CH0799 // ZICO | D480 W460 H480 - 580 | W440 H665       | £337.00 |

FR: Low  
Fabric: Mesh  
Mechanism: PCB  
Arms: Fixed

#### MESH FINISH

BLACK

BK

#### FRAME FINISH

WHITE

WH

# VISION

5YR  
COMPONENT  
GUARANTEE

2YR  
UPHOLSTERY  
GUARANTEE

115KG  
WEIGHT  
TOLERANCE

8H  
HOURS USAGE



- A mesh-backed chair with lumbar support, adjustable arms and a chrome base
- Well-padded fabric seat
- 2-lever multifunctional synchro-tilt mechanism
- Chrome five star base
- Overall dimensions: D640 W680 H1180 - 1260

|                  | Seat Dimensions      | Back Dimensions | RRP     |
|------------------|----------------------|-----------------|---------|
| CH1010 // VISION | D510 W510 H470 - 550 | W510 H630       | £258.00 |

FR: Low  
Fabric: Mesh / 100% Man-Made  
Mechanism: Knee tilt / torsion  
Arms: 2D adjustable

#### FABRIC FINISH

BLACK

BK

# FONSECA

2YR  
COMPONENT  
GUARANTEE

2YR  
UPHOLSTERY  
GUARANTEE

115KG  
WEIGHT  
TOLERANCE

8H  
HOURS USAGE



- A high back executive chair with a plush padded headrest and sides to hug the body
- Ample padding in seat to provide all-day comfort
- Supplied with black fixed arms and chrome base
- Overall dimensions: D700 W700 H1080 - 1180

|                   | Seat Dimensions      | Back Dimensions | RRP     |
|-------------------|----------------------|-----------------|---------|
| CH2404 // FONSECA | D510 W510 H435 - 535 | W495 H755       | £326.00 |

FR: Med  
Fabric: Mesh / Leather look  
Mechanism: Lock tilt / Torsion  
Arms: Fixed

#### FABRIC FINISH

BLACK

BK

# CARBON

2YR  
COMPONENT  
GUARANTEE

2YR  
UPHOLSTERY  
GUARANTEE

115KG  
WEIGHT  
TOLERANCE

8H  
HOURS USAGE



- A low back office chair with unique folding arms
- Mesh back keeping you cool all day
- Black and silver base as standard
- Overall dimensions: D680 W680 H920 - 1000

|                  | Seat Dimensions      | Back Dimensions | RRP     |
|------------------|----------------------|-----------------|---------|
| CH1730 // CARBON | D500 W500 H465 - 560 | W470 H570       | £221.00 |

FR: Low  
Fabric: Mesh / 100% Man-Made  
Mechanism: PCB / Torsion  
Arms: Folding

FABRIC FINISH



# URUS CANTILEVER

2YR  
COMPONENT  
GUARANTEE

2YR  
UPHOLSTERY  
GUARANTEE

115KG  
WEIGHT  
TOLERANCE

8H  
HOURS USAGE



- Breathable mesh back
- Integral arms
- Overall dimensions: D590 W575 H910

// NOTE: Available in an Italian polyester fabric. Contact sales for further information

|                           | Seat Dimensions | Back Dimensions | RRP     |
|---------------------------|-----------------|-----------------|---------|
| CH4401 // URUS CANTILEVER | D440 W450 H465  | W455 H515       | £326.00 |

FR: Low  
Fabric: Mesh / 100% Man-Made  
Arms: Fixed

FABRIC FINISH



# MARLOS

5YR  
COMPONENT  
GUARANTEE

2YR  
UPHOLSTERY  
GUARANTEE

115KG  
WEIGHT  
TOLERANCE

8H  
HOURS USAGE



- Folding flip-up arms
- Modern, stylish mesh-backed office chair
- Available in five colours
- Overall dimensions: D670 W680 H970 - 1070

|                         | Seat Dimensions      | Back Dimensions | RRP            |
|-------------------------|----------------------|-----------------|----------------|
| <b>CH0790 // MARLOS</b> | D490 W530 H435 - 535 | W495 H580       | <b>£232.00</b> |

FR: Low  
Fabric: Mesh / 100% Man-Made  
Mechanism: Lock tilt / Torsion  
Arms: Folding

#### FABRIC FINISHES

|       |      |     |       |        |
|-------|------|-----|-------|--------|
| BLACK | BLUE | RED | GREEN | ORANGE |
| BK    | BL   | RD  | GN    | OR     |

# START

2YR  
COMPONENT  
GUARANTEE

2YR  
UPHOLSTERY  
GUARANTEE

115KG  
WEIGHT  
TOLERANCE

8H  
HOURS USAGE



- A mesh-backed office chair with a chrome base, ideal for home offices
- Supplied with height adjustable arms
- Padded foam seat with textured covering
- Overall dimensions: D650 W650 H925 - 1015

|                        | Seat Dimensions      | Back Dimensions | RRP            |
|------------------------|----------------------|-----------------|----------------|
| <b>CH1743 // START</b> | D480 W480 H460 - 550 | W460 H560       | <b>£162.00</b> |

FR: Low  
Fabric: Mesh / 100% Man-Made  
Mechanism: Lock tilt / Torsion  
Arms: 1D adjustable

#### FABRIC FINISH

|       |
|-------|
| BLACK |
| BK    |

# 24 HOUR SEATING

// 03

Are you always the first one in, and last one to leave? These chairs are built to last all day, every day. Perfect for shift workers or anyone who needs all day comfort.





# SECTION CONTENTS



**BENGAL**  
Page 27



**STRATA**  
Page 28



**FONZ**  
Page 29



**CHEETAH**  
Page 30



**PANTHER**  
Page 31



**VISTA**  
Page 32



**CALL CENTRE**  
Page 33

# BENGAL COLLECTION

Introducing the Bengal Collection - a breakthrough range of office chairs designed for round-the-clock use. Designed to jazz up any workspace, and crafted to provide posture support all day, every day.

This collection boasts a sleek, contemporary design that seamlessly fits into any office environment. The cold-moulded seat and back foam provides an elevated level of comfort, ensuring sustained support throughout the day, even during extended working hours.

Elevate your office experience with the Bengal Collection - where style meets functionality, and every detail, from design to fabric, is crafted for your comfort.



We've partnered with Gabriel to utilise their range of stylish fabric finishes. The Gabriel Chili collection is ideal for a hard-wearing, 24-hour fabric. Speak to the sales team for more details.

All Gabriel fabrics come in a wide range of stunning colours, with the below as standard.

- Soft touch fabric to mimic natural textiles
- Superior flame retardancy
- Oeko-Tex sustainability & safety certification



# BENGAL HIGH BACK WITH HEADREST



- Adjustable headrest supports the weight of your neck and shoulders.
  - Cold-moulded seat and high back foam.
  - Ratchet back to ensure users of various heights are comfortable and supported.
  - 3D adjustable arms ensure good posture and support throughout the duration of use.
  - Priced in Gabriel Chili, from which 13 colours are available. Contact sales for more fabric choices.
  - Overall dimensions: D710 W710 H1250-1380
- // **NOTE:** Only black fabric and black frame is stocked

# BENGAL HIGH BACK



- Cold-moulded seat and high back foam.
  - Ratchet back to ensure users of various heights are comfortable and supported.
  - 3D adjustable arms ensure good posture and support throughout the duration of use.
  - Priced in Gabriel Chili, from which 13 colours are available. Contact sales for more fabric choices.
  - Overall dimensions: D710 W710 H1060 - 1190
- // **NOTE:** Only black fabric and black frame is stocked

# BENGAL MID BACK



- Cold-moulded seat and mid back foam.
  - Ratchet back to ensure users of various heights are comfortable and supported.
  - 3D adjustable arms ensure good posture and support throughout the duration of use.
  - Priced in Gabriel Chili, from which 13 colours are available. Contact sales for more fabric choices.
  - Overall dimensions: D710 W710 H965-1095
- // **NOTE:** Only black fabric and black frame is stocked

|                                       |  |                                      |
|---------------------------------------|--|--------------------------------------|
| <b>5 YR</b><br>COMPONENT<br>GUARANTEE | <b>2 YR</b><br>UPHOLSTERY<br>GUARANTEE | <b>152 KG</b><br>WEIGHT<br>TOLERANCE |
|---------------------------------------|--|--------------------------------------|

## PHYSIO APPROVED

ERGONOMIC FEATURES TESTED AND APPROVED FOR OFFICE USE BY A QUALIFIED PHYSIOTHERAPIST

## 24 HOUR 24 STONE

SUITABLE FOR CONTINUOUS USE IN DEMANDING WORKING ENVIRONMENTS

### FABRIC FINISHES // FRAME FINISHES



FR: Med  
Fabric: 100% Man-made  
Mechanisms: Synchro / ratchet back  
Arms: 3D adjustable

// **NOTE:** Available in white plastic, contact sales sales for more information

|  | Seat Dimensions      | Back Dimensions | RRP            |
|--|----------------------|-----------------|----------------|
| <b>CH0742</b> // BENGAL HIGH BACK + HEADREST | D480 W480 H460 - 590 | W480 H630       | <b>£855.00</b> |
| <b>CH0740</b> // BENGAL HIGH BACK            | D480 W480 H460 - 590 | W480 H630       | <b>£790.00</b> |
| <b>CH0741</b> // BENGAL MID BACK             | D460 W480 H460 - 590 | W445 H510       | <b>£765.00</b> |

# STRATA

**10<sup>YR</sup>**  
COMPONENT  
GUARANTEE

**2<sup>YR</sup>**  
UPHOLSTERY  
GUARANTEE

**152<sup>KG</sup>**  
WEIGHT  
TOLERANCE

**24<sup>H</sup>**  
HOURS USAGE

## PHYSIO APPROVED

ERGONOMIC FEATURES TESTED AND APPROVED FOR OFFICE USE BY A QUALIFIED PHYSIOTHERAPIST

## 24 HOUR 24 STONE

SUITABLE FOR CONTINUOUS USE IN DEMANDING WORKING ENVIRONMENTS



Fabric upholstered headrest that supports the weight of your neck and shoulders

High back chair with breathable mesh

Integral lumbar support, ensuring full back support in an environment where it is most needed

Height adjustable arms included as standard, encouraging the user to sit in the correct seating position

Extra thick, foam seat provides ultimate comfort for all-day support

Greenguard tested to meet chemical emissions requirements

Robust and strong 24 hour mechanism, with no less than 4 seat and back options, ensuring a durable and structurally stable chair

|                  | Seat Dimensions      | Back Dimensions | RRP     |
|------------------|----------------------|-----------------|---------|
| CH0735 // STRATA | D530 W520 H470 - 540 | W540 H685       | £864.00 |

• Overall dimensions: D700 W700 H1165 - 1285

FR: Low  
Fabric: Mesh / 100% Man-Made  
Mechanism: Synchro 4 / Seat slide  
Arms: 1D adjustable

**FABRIC FINISH**

- BLACK
- BK



# FONZ

5YR  
COMPONENT  
GUARANTEE

2YR  
UPHOLSTERY  
GUARANTEE

152KG  
WEIGHT  
TOLERANCE

24<sup>H</sup>  
HOURS USAGE

## PHYSIO APPROVED

ERGONOMIC FEATURES TESTED AND APPROVED FOR OFFICE USE BY A QUALIFIED PHYSIOTHERAPIST

## 24 HOUR 24 STONE

SUITABLE FOR CONTINUOUS USE IN DEMANDING WORKING ENVIRONMENTS

The breathable floating back design adds a modern twist with maximum comfort for 24-hour

Integral headrest allows support for neck and shoulders

2-dimensional arms included as standard

Sturdy synchro mechanism with integrated torsion control allowing the user to adjust the chair according to their weight

A stylish grey base that sets this chair apart from the usual office chair



|                | Seat Dimensions      | Back Dimensions | RRP     |
|----------------|----------------------|-----------------|---------|
| CH0730 // FONZ | D460 W495 H480 - 570 | W495 H660       | £572.00 |

• Overall dimensions: D720 W720 H1150 - 1305

FR: Low  
Fabric: Mesh / 100% Man-Made  
Mechanism: Synchro 3 / Torsion  
Arms: 2D adjustable

### FABRIC FINISH

BLACK  
BK



# CHEETAH

5YR  
COMPONENT  
GUARANTEE

2YR  
UPHOLSTERY  
GUARANTEE

152KG  
WEIGHT  
TOLERANCE

24<sup>H</sup>  
HOURS USAGE

## PHYSIO APPROVED

ERGONOMIC FEATURES  
TESTED AND APPROVED FOR  
OFFICE USE BY A QUALIFIED  
PHYSIOTHERAPIST

## 24 HOUR 24 STONE

SUITABLE FOR CONTINUOUS  
USE IN DEMANDING WORKING  
ENVIRONMENTS

Neck high, sleek ratchet  
back which offers  
permanent spine  
contact, promoting  
good posture

Heavy duty mechanism  
which is built for 24 hour  
use, supporting up to 24  
stone in weight

2D adjustable arms  
included as standard

Thick, luxurious  
seat pad for  
supreme comfort

Integral seat slide which  
accommodates the taller user

Integrated torsion control,  
allowing adjustment,  
based on the user's body weight



|                                     | Seat Dimensions      | Back Dimensions | RRP     |
|-------------------------------------|----------------------|-----------------|---------|
| <b>CH1110</b> //<br>LEATHER CHEETAH | D480 W520 H510 - 590 | W500 H720       | £803.00 |
| <b>CH1111</b> //<br>FABRIC CHEETAH  | D480 W520 H510 - 590 | W500 H720       | £722.00 |

• Overall dimensions: D660 W660 H1160 - 1280

**CH1110**

FR: Low  
Fabric: Leather faced  
Mechanism: Asynchro /  
Torsion / Ratchet back /  
Seat slide  
Arms: 2D adjustable

**CH1111**

FR: Med  
Fabric: Wool mix  
Mechanism: Asynchro /  
Torsion / Ratchet back /  
Seat slide  
Arms: 2D adjustable

**LEATHER FINISH**

BLACK  
BK

**FABRIC FINISH**

BLACK  
BK



# PANTHER

**5YR**  
COMPONENT  
GUARANTEE

**2YR**  
UPHOLSTERY  
GUARANTEE

**152KG**  
WEIGHT  
TOLERANCE

**24<sup>H</sup>**  
HOURS USAGE

## PHYSIO APPROVED

ERGONOMIC FEATURES  
TESTED AND APPROVED FOR  
OFFICE USE BY A QUALIFIED  
PHYSIOTHERAPIST

## 24 HOUR 24 STONE

SUITABLE FOR CONTINUOUS  
USE IN DEMANDING WORKING  
ENVIRONMENTS



|                                     | Seat Dimensions      | Back Dimensions | RRP            |
|-------------------------------------|----------------------|-----------------|----------------|
| <b>CH1101</b> //<br>LEATHER PANTHER | D530 W520 H460 - 550 | W510 H630       | <b>£731.00</b> |
| <b>CH1108</b> //<br>FABRIC PANTHER  | D530 W520 H460 - 550 | W510 H630       | <b>£656.00</b> |

• Overall dimensions: D660 W660 H1090 - 1260

### CH1101

FR: Low  
Fabric: Leather faced  
Mechanism: Asynchro /  
Torsion / Ratchet back  
Arms: 2D adjustable

### CH1108

FR: Med  
Fabric: Wool mix  
Mechanism: Asynchro /  
Torsion / Ratchet back  
Arms: 2D adjustable

### LEATHER FINISH

BLACK

BK

### FABRIC FINISHES

MARINE  
BLUE

MA

BLACK

BK



# VISTA

5YR  
COMPONENT  
GUARANTEE

2YR  
UPHOLSTERY  
GUARANTEE

152KG  
WEIGHT  
TOLERANCE

24<sup>H</sup>  
HOURS USAGE

## PHYSIO APPROVED

ERGONOMIC FEATURES TESTED AND APPROVED FOR OFFICE USE BY A QUALIFIED PHYSIOTHERAPIST

## 24 HOUR 24 STONE

SUITABLE FOR CONTINUOUS USE IN DEMANDING WORKING ENVIRONMENTS



|                 | Seat Dimensions      | Back Dimensions | RRP     |
|-----------------|----------------------|-----------------|---------|
| CH0903 // VISTA | D510 W520 H470 - 560 | W480 H570       | £570.00 |

• Overall dimensions: D680 W680 H1000 - 1160

FR: Med  
Fabric: 100% Man-Made  
Mechanism: Asynchro / Torsion / Seat slide / Lumbar pump / Ratchet back  
Arms: 2D adjustable

### FABRIC FINISHES

|            |          |
|------------|----------|
| ROYAL BLUE | CHARCOAL |
| RB         | CH       |





# CALL CENTRE

5YR  
COMPONENT  
GUARANTEE

2YR  
UPHOLSTERY  
GUARANTEE

152KG  
WEIGHT  
TOLERANCE

24<sup>H</sup>  
HOURS USAGE

## PHYSIO APPROVED

ERGONOMIC FEATURES  
TESTED AND APPROVED FOR  
OFFICE USE BY A QUALIFIED  
PHYSIOTHERAPIST

## 24 HOUR 24 STONE

SUITABLE FOR CONTINUOUS  
USE IN DEMANDING WORKING  
ENVIRONMENTS



|                          | Seat Dimensions      | Back Dimensions | RRP     |
|--------------------------|----------------------|-----------------|---------|
| CH0905 //<br>CALL CENTRE | D460 W480 H435 - 520 | W430 H540       | £510.00 |

- Overall dimensions: D700 W700 H955 - 1115

FR: Med

Fabric: 100% Man-Made

Mechanism: Asyncho / Torsion / Ratchet back

Arms: 2D adjustable

### FABRIC FINISHES

|               |       |
|---------------|-------|
| ROYAL<br>BLUE | BLACK |
| RB            | BK    |



# POSTURE SEATING

// 04

Want a chair that is perfectly adapted to you? These chairs are designed to be personalised and provide you with all the strength and flexibility you will ever need.



# SECTION CONTENTS



**CONCEPT PLUS**  
Page 36



**MAXI ERGO**  
Page 37



**CALYPSO ERGO**  
Page 38



**BEARING**  
Page 39



**ASPECT**  
Page 40



**MODE**  
Page 41

# CONCEPT PLUS

**5YR**  
COMPONENT  
GUARANTEE

**2YR**  
UPHOLSTERY  
GUARANTEE

**115KG**  
WEIGHT  
TOLERANCE

**8H**  
HOURS USAGE

## PHYSIO APPROVED

ERGONOMIC FEATURES  
TESTED AND APPROVED FOR  
OFFICE USE BY A QUALIFIED  
PHYSIOTHERAPIST



|                                  | Seat Dimensions      | Back Dimensions | RRP            |
|----------------------------------|----------------------|-----------------|----------------|
| <b>CH1808</b> //<br>CONCEPT PLUS | D470 W510 H470 - 590 | W480 H580       | <b>£414.00</b> |

- Overall dimensions: D630 W675 H1035 - 1230

FR: Med  
Fabric: 100% Man-Made  
Mechanism: Asynchro / Torsion / Seat slide /  
Ratchet back / Lumbar pump  
Arms: 1D adjustable

### FABRIC FINISHES

|               |       |
|---------------|-------|
| ROYAL<br>BLUE | BLACK |
| RB            | BK    |



# MAXI ERGO

5YR  
COMPONENT  
GUARANTEE

2YR  
UPHOLSTERY  
GUARANTEE

115KG  
WEIGHT  
TOLERANCE

8H  
HOURS USAGE

## PHYSIO APPROVED

ERGONOMIC FEATURES  
TESTED AND APPROVED FOR  
OFFICE USE BY A QUALIFIED  
PHYSIOTHERAPIST

// **NOTE:** This chair is only physio approved when used with the 1D arm

## STOCKED IN ADVANTAGE FABRIC



|   | Seat Dimensions      | Back Dimensions | RRP            |
|---|----------------------|-----------------|----------------|
| <b>CH0808 + AC1040 //</b><br>MAXI ERGO + 1D ADJUSTABLE ARMS | D500 W520 H490 - 620 | W500 H600       | <b>£523.00</b> |
| <b>CH0808 + AC1082 //</b><br>MAXI ERGO + FOLDING ARMS       | D500 W520 H490 - 620 | W500 H600       | <b>£560.00</b> |

• Overall dimensions: D680 W680 H1070 - 1270



FR: Med  
Fabric: 100% Man-Made  
Mechanism: Asynchro / Torsion / Seat slide / Lumbar pump / Ratchet back

### FABRIC FINISHES

|            |       |          |
|------------|-------|----------|
| ROYAL BLUE | BLACK | CHARCOAL |
| RB         | BK    | CH       |

# CALYPSO ERGO

**2YR**  
COMPONENT  
GUARANTEE

**2YR**  
UPHOLSTERY  
GUARANTEE

**115KG**  
WEIGHT  
TOLERANCE

**8H**  
HOURS USAGE

## PHYSIO APPROVED

ERGONOMIC FEATURES  
TESTED AND APPROVED FOR  
OFFICE USE BY A QUALIFIED  
PHYSIOTHERAPIST

// **NOTE:** This chair is only physio approved when used with the 1D arm



|  | Seat Dimensions      | Back Dimensions | RRP     |
|--|----------------------|-----------------|---------|
| <b>CH2810 + AC1040 //</b><br>CALYPSO ERGO + 1D ADJUSTABLE ARMS | D440 W460 H470 - 595 | W445 H495       | £280.00 |
| <b>CH2810 + AC1082 //</b><br>CALYPSO ERGO + FOLDING ARMS       | D440 W460 H470 - 595 | W445 H495       | £292.00 |

• Overall dimensions: D640 W640 H990 - 1160

**PU FINISH**

- BLACK
- PU

**FABRIC FINISHES**

- |            |          |       |
|------------|----------|-------|
| ROYAL BLUE | CHARCOAL | BLACK |
| RB         | CH       | BK    |

FR: Med  
Fabric: 100% Man-Made  
Mechanism: PCB / Lumbar pump



# BEARING

5YR  
COMPONENT  
GUARANTEE

2YR  
UPHOLSTERY  
GUARANTEE

150KG  
WEIGHT  
TOLERANCE

8H  
HOURS USAGE

MADE  
TO  
ORDER

## PHYSIO APPROVED

ERGONOMIC FEATURES  
TESTED AND APPROVED FOR  
OFFICE USE BY A QUALIFIED  
PHYSIOTHERAPIST

// NOTE: contact sales  
for lead times



|                   | Seat Dimensions      | Back Dimensions | RRP       |
|-------------------|----------------------|-----------------|-----------|
| CH2003 // BEARING | D470 W500 H480 - 590 | W450 H580       | £1,104.00 |

- Overall dimensions: D685 W685 H1060-1250

### Unlimited Fabric

Please call for pricing

FR: Low  
Fabric: 100% Man-Made  
Mechanism: Synchro / Seat slide / Lumbar pump / Ratchet back/ Tension control  
Arms: 2D adjustable

### FABRIC FINISH



# ASPECT

**5YR**  
COMPONENT  
GUARANTEE

**2YR**  
UPHOLSTERY  
GUARANTEE

**130KG**  
WEIGHT  
TOLERANCE

**8H**  
HOURS USAGE

**MADE  
TO  
ORDER**

## PHYSIO APPROVED

ERGONOMIC FEATURES  
TESTED AND APPROVED FOR  
OFFICE USE BY A QUALIFIED  
PHYSIOTHERAPIST

// NOTE: contact sales  
for lead times



Ratchet height adjustable backrest allows the user to increase the height of the backrest with a simple click-lift system

Fully upholstered tri-curved posture backrest spine shaped to perfectly fit the contours of your back with integrated thoracic support for optimum comfort

Inflatable lumbar support for extra support in the lower back, adding adjustable comfort

Ergonomic armrests with height and depth adjustment features to support the arms in a relaxed or working position

Seat slide adjustment with 75mm of travel to increase the depth of the seat for the user with longer legs

Flex-front deep cushioned posture seat with ergo density moulded foam and adaptive front edge seat flex for maximum user comfort

Simplistic controls. Single lever operation for tilt release, tilt lock and seat height

Ergonomic body-balance synchro mechanism. Auto responsive, in harmony with natural body movements in free float mode and with 5 lockable positions, including upright

Black 5 star pyramid base with 60mm castors for ease of mobility

|                  | Seat Dimensions      | Back Dimensions | RRP     |
|------------------|----------------------|-----------------|---------|
| CH2001 // ASPECT | D460 W500 H470 - 570 | W430 H560       | £765.00 |

- Overall dimensions: D685 W685 H1030 - 1200

FR: Low  
Fabric: 100% Man-Made  
Mechanism: Synchro / Seat slide / Lumbar pump / Ratchet back / Tension control  
Arms: 2D adjustable

### FABRIC FINISHES





# MODE

5 YR  
COMPONENT  
GUARANTEE

2 YR  
UPHOLSTERY  
GUARANTEE

130 KG  
WEIGHT  
TOLERANCE

8 H  
HOURS USAGE

MADE  
TO  
ORDER

## PHYSIO APPROVED

ERGONOMIC FEATURES  
TESTED AND APPROVED FOR  
OFFICE USE BY A QUALIFIED  
PHYSIOTHERAPIST

// NOTE: contact sales  
for lead times



|                   | Seat Dimensions      | Back Dimensions | RRP     |
|-------------------|----------------------|-----------------|---------|
| CH2002 //<br>MODE | D460 W500 H470 - 570 | W450 H540       | £765.00 |

- Overall dimensions: D685 W685 H1010 - 1110

FR: Low  
Fabric: 100% Man-Made  
Mechanism: Synchro / Seat slide / Lumbar/  
Tension control  
Arms: 2D adjustable

### FABRIC FINISHES



# EXECUTIVE SEATING

// 05

Seeking a touch of sophistication? Look no further. Elevate your workspace ambiance with our premium executive collection, built for comfort and style.



# SECTION CONTENTS



**MONTANA**  
Page 44



**PALLAS**  
Page 44



**SOSA**  
Page 45



**CASINO**  
Page 46



**PUMA**  
Page 46



**ARES**  
Page 47



**KENO**  
Page 48



**CANASTA**  
Page 48



**JACK**  
Page 49



**JACK FABRIC**  
Page 49

# MONTANA

5YR  
COMPONENT  
GUARANTEE

2YR  
UPHOLSTERY  
GUARANTEE

115KG  
WEIGHT  
TOLERANCE

8H  
HOURS USAGE



- Premium grade, leather faced, executive office chair
- Generously cushioned seat and back with a pronounced headrest and padded armrests
- Knee-tilt mechanism can be fixed in four different positions
- Overall dimensions: D720 W720 H1150 - 1230

|                   | Seat Dimensions      | Back Dimensions | RRP     |
|-------------------|----------------------|-----------------|---------|
| CH0240 // MONTANA | D540 W525 H515 - 595 | W530 H730       | £586.00 |

FR: Low  
Fabric: Leather faced  
Mechanism: Knee-tilt 4 / Torsion  
Arms: Fixed

LEATHER FINISH

BLACK

BK

# PALLAS

5YR  
COMPONENT  
GUARANTEE

2YR  
UPHOLSTERY  
GUARANTEE

115KG  
WEIGHT  
TOLERANCE

8H  
HOURS USAGE



- Contemporary executive style chair in upholstered in bonded leather
- Synchro 1 mechanism with torsion control which is lockable in the upright position
- Overall dimensions: D700 W700 H1220 - 1300

|                  | Seat Dimensions      | Back Dimensions | RRP     |
|------------------|----------------------|-----------------|---------|
| CH3201 // PALLAS | D510 W510 H450 - 530 | W510 H880       | £571.00 |

FR: Low  
Fabric: Bonded leather  
Mechanism: Synchro 1 / Torsion  
Arms: Fixed

LEATHER FINISH

BLACK

BK

# SOSA

5YR  
COMPONENT  
GUARANTEE

2YR  
UPHOLSTERY  
GUARANTEE

115KG  
WEIGHT  
TOLERANCE

8H  
HOURS USAGE



- Soft-touch leather look seat with black frame for style as well as comfort
- Lock-tilt mechanism which is lockable in the upright position
- Tension control knob which can be adjusted to match the user's body weight
- Overall dimensions: D700 W700 H900 - 1000

|                | Seat Dimensions      | Back Dimensions | RRP     |
|----------------|----------------------|-----------------|---------|
| CH2249 // SOSA | D500 W530 H420 - 520 | W500 H500       | £294.00 |

FR: Med  
Fabric: Leather look  
Mechanism: Lock-tilt / Torsion  
Arms: Fixed

#### LEATHER FINISH

BLACK

BK



# CASINO

5YR  
COMPONENT  
GUARANTEE

2YR  
UPHOLSTERY  
GUARANTEE

115KG  
WEIGHT  
TOLERANCE

8H  
HOURS USAGE



- Chrome base for stylish appearance
- Lock-tilt allows locking in upright position
- High leather look back for added comfort and posture
- Overall dimensions: D640 W750 H1105 - 1205

|                  | Seat Dimensions      | Back Dimensions | RRP     |
|------------------|----------------------|-----------------|---------|
| CH0211 // CASINO | D535 W520 H465 - 565 | W520 H740       | £323.00 |

FR: Low  
Fabric: Leather look  
Mechanism: Lock-tilt / Torsion  
Arms: Fixed

LEATHER FINISH

BLACK

BK

# PUMA

5YR  
COMPONENT  
GUARANTEE

2YR  
UPHOLSTERY  
GUARANTEE

115KG  
WEIGHT  
TOLERANCE

8H  
HOURS USAGE



- Generously padded seat and back with a chrome base and height-adjustable arms
- Curved leather look back to promote good posture and hug the user
- PCB mechanism enables complete customisation
- Overall dimensions: D620 W620 H1000 - 1180

|                | Seat Dimensions      | Back Dimensions | RRP     |
|----------------|----------------------|-----------------|---------|
| CH1003 // PUMA | D450 W460 H490 - 620 | W440 H490       | £264.00 |

FR: Low  
Fabric: Leather look  
Mechanism: PCB  
Arms: 1D adjustable

LEATHER FINISH

BLACK

BK

# ARES

5<sup>YR</sup>  
COMPONENT  
GUARANTEE

2<sup>YR</sup>  
UPHOLSTERY  
GUARANTEE

115<sup>KG</sup>  
WEIGHT  
TOLERANCE

8<sup>H</sup>  
HOURS USAGE

High leather look back for added comfort

Detailed stitch line on seat and back

Chrome base and arms for modern, stylish appearance



|                | Seat Dimensions      | Back Dimensions | RRP     |
|----------------|----------------------|-----------------|---------|
| CH0270 // ARES | D530 W530 H495 - 550 | W530 H770       | £438.00 |

- Overall dimensions: D690 W690 H1145 - 1200

FR: Low  
Fabric: Leather look  
Mechanism: Knee-tilt 4 / Torsion  
Arms: Fixed

#### LEATHER FINISH

BLACK

BK



# KENO

5YR  
COMPONENT  
GUARANTEE

2YR  
UPHOLSTERY  
GUARANTEE

115KG  
WEIGHT  
TOLERANCE

8H  
HOURS USAGE



- Generously upholstered executive style chair in hard wearing fabric
- Black nylon base with twin wheel hooded castors
- Lock-tilt mechanism which is lockable in the upright position
- Overall dimensions: D690 W690 H1130 - 1230

|                                 | Seat Dimensions      | Back Dimensions | RRP            |
|---------------------------------|----------------------|-----------------|----------------|
| <b>CH0137</b> //<br>KENO FABRIC | D530 W535 H480 - 580 | W550 H770       | <b>£266.00</b> |

FR: Low  
Fabric: 100% Man-Made  
Mechanism: Lock-tilt / Torsion  
Arms: Fixed

**FABRIC FINISH**

CHARCOAL  
CH

# CANASTA

2YR  
COMPONENT  
GUARANTEE

2YR  
UPHOLSTERY  
GUARANTEE

115KG  
WEIGHT  
TOLERANCE

8H  
HOURS USAGE



- High back leather look executive chair with a swivel base and fixed arms
- Stylish stitching detail
- Tension control knob which can be adjusted to match the user's body weight
- Overall dimensions: D720 W650 H1050 - 1145

|                             | Seat Dimensions      | Back Dimensions | RRP            |
|-----------------------------|----------------------|-----------------|----------------|
| <b>CH0768</b> //<br>CANASTA | D510 W520 H475 - 570 | W520 H710       | <b>£235.00</b> |

FR: Low  
Fabric: Leather look  
Mechanism: Lock-tilt / Torsion  
Arms: Fixed

**LEATHER FINISH**

BLACK  
BK



# JACK

2YR  
COMPONENT  
GUARANTEE

2YR  
UPHOLSTERY  
GUARANTEE

115KG  
WEIGHT  
TOLERANCE

8H  
HOURS USAGE



- Professional looking leather look executive chair with fixed arms
- Black nylon swivel base with twin wheel hooded castors
- Lock-tilt mechanism which is lockable in the upright position
- Overall dimensions: D600 W620 H1020 - 1135

|                | Seat Dimensions      | Back Dimensions | RRP     |
|----------------|----------------------|-----------------|---------|
| CH1765 // JACK | D480 W500 H440 - 555 | W500 H630       | £177.00 |

FR: Low  
Fabric: Leather look  
Mechanism: Lock-tilt / Torsion  
Arms: Fixed

#### LEATHER FINISH

BLACK

BK

# JACK FABRIC

2YR  
COMPONENT  
GUARANTEE

2YR  
UPHOLSTERY  
GUARANTEE

115KG  
WEIGHT  
TOLERANCE

8H  
HOURS USAGE



- Professional looking fabric executive chair with fixed arms
- Black nylon swivel base with twin wheel hooded castors
- Lock-tilt mechanism which is lockable in the upright position
- Overall dimensions: D600 W620 H1020 - 1135

|                       | Seat Dimensions      | Back Dimensions | RRP     |
|-----------------------|----------------------|-----------------|---------|
| CH1765 // JACK FABRIC | D480 W500 H440 - 555 | W500 H630       | £177.00 |

FR: Low  
Fabric: 100% Man-Made  
Mechanism: Lock-tilt / Torsion  
Arms: Fixed

#### FABRIC FINISH

CHARCOAL

CH

# MEETING & CONFERENCE

// 06

Don't want to stray too far away from the classic meeting chair, but in need of something a bit 'more'? You'll find it here — with a range of meeting and conference chairs that take the mundane out of meetings. From a chrome cantilever frame, leather-look finish, or even upholstered in your own choice of fabric — your meeting or conference room needn't conform to the norm ever again!



# SECTION CONTENTS



**ARC 4 LEG**  
Page 52



**ARC SKID**  
Page 52



**ARC HIGH CHAIR**  
Page 53



**ARC WOODEN 4 LEG**  
Page 53



**PAVIA**  
Page 54



**SOSA**  
Page 54



**CANASTA VISITOR**  
Page 55



**URUS CANTILEVER**  
Page 55



**FLORENCE**  
Page 56



**JUPITER**  
Page 57



**PAVILION**  
Page 58



**SUMMIT**  
Page 58



**RENOIR**  
Page 59



**CLUB**  
Page 60



**CLUB ACCESSORIES**  
Page 61



**SUMMIT BANQUET**  
Page 61



**POLY**  
Page 61

# ARC 4 LEG



|                |                                 |                         |                 |                          |                                    |                            |
|----------------|---------------------------------|-------------------------|-----------------|--------------------------|------------------------------------|----------------------------|
| ANTI-MICROBIAL | CONFORMS TO BSEN1729 PART 1 & 2 | 10 STACKS UP TO 10 HIGH | 100% RECYCLABLE | 5 YR COMPONENT GUARANTEE | 115 <sup>KG</sup> WEIGHT TOLERANCE | 8 <sup>H</sup> HOURS USAGE |
|----------------|---------------------------------|-------------------------|-----------------|--------------------------|------------------------------------|----------------------------|



- Designed for use in classrooms, conference rooms, lecture halls, and workspaces
- Conforms to BS EN 1729: Part 1 & 2 - Strength, Stability and Ergonomics
- Fire resistant & anti-microbial
- Overall dimensions: Size 5 - D520 W485 H820. Size 6 - D535 W490 H855

|                                  | Seat Dimensions | Back Dimensions |
|----------------------------------|-----------------|-----------------|
| <b>TA1_5</b> // ARC 4 LEG SIZE 5 | D410 W425 H430  | W405 H425       |
| <b>TA1_6</b> // ARC 4 LEG SIZE 6 | D410 W425 H460  | W405 H425       |

**SEAT FINISHES**

|       |       |        |          |            |            |      |
|-------|-------|--------|----------|------------|------------|------|
| CORAL | GRAPE | FOREST | MARIGOLD | STEEL BLUE | ANTHRACITE | GREY |
| C     | G     | F      | M        | SB         | A          | GY   |

**FRAME FINISH**

|       |
|-------|
| BLACK |
| BK    |

FR: UL94 V-2  
Material: Polypropylene

# ARC SKID



|                |                                 |                       |                 |                          |                                    |                            |
|----------------|---------------------------------|-----------------------|-----------------|--------------------------|------------------------------------|----------------------------|
| ANTI-MICROBIAL | CONFORMS TO BSEN1729 PART 1 & 2 | 8 STACKS UP TO 8 HIGH | 100% RECYCLABLE | 5 YR COMPONENT GUARANTEE | 115 <sup>KG</sup> WEIGHT TOLERANCE | 8 <sup>H</sup> HOURS USAGE |
|----------------|---------------------------------|-----------------------|-----------------|--------------------------|------------------------------------|----------------------------|



- Carefully created and manufactured for its use in conference rooms, lecture halls, and even modernised office settings, the skid chair is truly multipurpose
- Its 'skid' floor-friendly feature is part of the chairs' design and overall aesthetic
- Overall dimensions: Size 5 - D500 W520 H825. Size 6 - D545 W530 H855

|                                 | Seat Dimensions | Back Dimensions |
|---------------------------------|-----------------|-----------------|
| <b>TA3_5</b> // ARC SKID SIZE 5 | D410 W425 H430  | W405 H425       |
| <b>TA3_6</b> // ARC SKID SIZE 6 | D410 W425 H460  | W405 H425       |

**SEAT FINISHES**

|       |       |        |          |            |            |      |
|-------|-------|--------|----------|------------|------------|------|
| CORAL | GRAPE | FOREST | MARIGOLD | STEEL BLUE | ANTHRACITE | GREY |
| C     | G     | F      | M        | SB         | A          | GY   |

**FRAME FINISH**

|       |
|-------|
| BLACK |
| BK    |

FR: UL94 V-2  
Material: Polypropylene

# ARC HIGH CHAIR

|                |                                 |                       |                 |                          |                        |                            |
|----------------|---------------------------------|-----------------------|-----------------|--------------------------|------------------------|----------------------------|
| ANTI-MICROBIAL | CONFORMS TO BSEN1729 PART 1 & 2 | 4 STACKS UP TO 4 HIGH | 100% RECYCLABLE | 5 YR COMPONENT GUARANTEE | 115KG WEIGHT TOLERANCE | 8 <sup>H</sup> HOURS USAGE |
|----------------|---------------------------------|-----------------------|-----------------|--------------------------|------------------------|----------------------------|



- The Arc high chair is perfect for use primarily within educational settings, laboratories, cafes and, lecture halls
- This design gives extra legroom and additional strength through leg frame braces
- Overall dimensions: Size 5 - D590 W510 H1005. Size 6 - D590 W530 H1080

|  | Seat Dimensions | Back Dimensions |
|--|-----------------|-----------------|
| <b>TA5_5</b> //<br>ARC HIGH CHAIR SIZE 5 | D410 W425 H610  | W405 H425       |
| <b>TA5_6</b> //<br>ARC HIGH CHAIR SIZE 6 | D410 W425 H685  | W405 H425       |

### SEAT FINISHES

|       |       |        |          |            |            |      |
|-------|-------|--------|----------|------------|------------|------|
| CORAL | GRAPE | FOREST | MARIGOLD | STEEL BLUE | ANTHRACITE | GREY |
| C     | G     | F      | M        | SB         | A          | GY   |

### FRAME FINISH

|       |
|-------|
| BLACK |
| BK    |

FR: UL94 V-2  
Material: Polypropylene

# ARC WOODEN 4 LEG

|                |                                 |                         |                          |                        |                            |
|----------------|---------------------------------|-------------------------|--------------------------|------------------------|----------------------------|
| ANTI-MICROBIAL | CONFORMS TO BSEN1729 PART 1 & 2 | 10 STACKS UP TO 10 HIGH | 5 YR COMPONENT GUARANTEE | 115KG WEIGHT TOLERANCE | 8 <sup>H</sup> HOURS USAGE |
|----------------|---------------------------------|-------------------------|--------------------------|------------------------|----------------------------|



- Designed for use in classrooms, conference rooms, lecture halls, and workspaces
- Conforms to BS EN 1729: Part 1 & 2 - Strength, Stability and Ergonomics
- Stylish wooden legs
- Overall dimensions: Size 5 - D510 W425 H820. Size 6 - D540 W490 H850

|   | Seat Dimensions | Back Dimensions |
|---|-----------------|-----------------|
| <b>TA13_5</b> //<br>WOODEN 4 LEG SIZE 5 | D410 W425 H430  | W405 H425       |
| <b>TA13_6</b> //<br>WOODEN 4 LEG SIZE 6 | D410 W425 H460  | W405 H425       |

### SEAT FINISHES

|       |       |        |          |            |            |      |
|-------|-------|--------|----------|------------|------------|------|
| CORAL | GRAPE | FOREST | MARIGOLD | STEEL BLUE | ANTHRACITE | GREY |
| C     | G     | F      | M        | SB         | A          | GY   |

### LEG FINISH

|       |
|-------|
| BEECH |
| BE    |

FR: UL94 V-2  
Material: Polypropylene

# PAVIA

5YR  
COMPONENT  
GUARANTEE

2YR  
UPHOLSTERY  
GUARANTEE

115KG  
WEIGHT  
TOLERANCE

8H  
HOURS USAGE



- Professional looking visitor chairs to suit any office space
- Stylish chrome cantilever base with skid feet
- Overall dimensions: D570 W600 H890

|                 | Seat Dimensions | Back Dimensions | RRP     |
|-----------------|-----------------|-----------------|---------|
| CH2235 // PAVIA | D445 W465 H470  | W465 H430       | £262.00 |

FR: Low  
Fabric: Leather look  
Arms: Fixed

#### LEATHER FINISHES

|       |      |
|-------|------|
| BLACK | GREY |
| BK    | GY   |

# SOSA

5YR  
COMPONENT  
GUARANTEE

2YR  
UPHOLSTERY  
GUARANTEE

115KG  
WEIGHT  
TOLERANCE

8H  
HOURS USAGE



- Soft-touch PU seat with black frame for style as well as comfort
- Lock-tilt mechanism which is lockable in the upright position
- Tension control knob which can be adjusted to match the user's body weight
- Overall dimensions: D700 W700 H900 - 1000

|                | Seat Dimensions      | Back Dimensions | RRP     |
|----------------|----------------------|-----------------|---------|
| CH2249 // SOSA | D500 W500 H420 - 520 | W500 H500       | £294.00 |

FR: Med  
Fabric: Leather look  
Mechanism: Lock-tilt / Torsion  
Arms: Fixed

#### LEATHER FINISH

|       |
|-------|
| BLACK |
| BK    |

# CANASTA VISITOR

2YR  
COMPONENT  
GUARANTEE

2YR  
UPHOLSTERY  
GUARANTEE

115KG  
WEIGHT  
TOLERANCE

8H  
HOURS USAGE



- Great value leather-look visitor's chair with fixed arms
- Sturdy black powder-coated cantilever base
- Stylish stitching detail
- Overall dimensions: D635 W610 H975

|                                     | Seat Dimensions | Back Dimensions | RRP            |
|-------------------------------------|-----------------|-----------------|----------------|
| <b>CH0766 //</b><br>CANASTA VISITOR | D510 W490 H465  | W490 H580       | <b>£235.00</b> |

FR: Low  
Fabric: Leather look  
Arms: Fixed

#### LEATHER FINISH

BLACK

BK

# URUS CANTILEVER

2YR  
COMPONENT  
GUARANTEE

2YR  
UPHOLSTERY  
GUARANTEE

115KG  
WEIGHT  
TOLERANCE

8H  
HOURS USAGE



- Breathable mesh back
- Integral arms
- Overall dimensions: D590 W575 H910

|                                     | Seat Dimensions | Back Dimensions | RRP            |
|-------------------------------------|-----------------|-----------------|----------------|
| <b>CH4401 //</b><br>URUS CANTILEVER | D440 W450 H465  | W455 H515       | <b>£326.00</b> |

FR: Low  
Fabric: Mesh / 100% Man-Made  
Arms: Fixed

#### FABRIC FINISHES

BLACK

BK



# FLORENCE SIDE CHAIR

**4**  
STACKS UP  
TO 4 HIGH

**5**YR  
COMPONENT  
GUARANTEE

**2**YR  
UPHOLSTERY  
GUARANTEE

**115**KG  
WEIGHT  
TOLERANCE

**8**H  
HOURS USAGE



- Stylish black frames ensure these chairs look great in any meeting room
- Plastic skid feet for stability and to avoid floor marking
- Overall dimensions: D560 W530 H840

|                                      | Seat Dimensions | Back Dimensions | RRP            |
|--------------------------------------|-----------------|-----------------|----------------|
| <b>CH3510</b> // FLORENCE SIDE CHAIR | D500 W480 H480  | W450 H350       | <b>£193.00</b> |

FR: Med  
Fabric: 100% Man-Made  
Storage: Stacks 4

**FABRIC FINISH**



# FLORENCE ARMCHAIR

**4**  
STACKS UP  
TO 4 HIGH

**5**YR  
COMPONENT  
GUARANTEE

**2**YR  
UPHOLSTERY  
GUARANTEE

**115**KG  
WEIGHT  
TOLERANCE

**8**H  
HOURS USAGE



- Stylish black frames ensure these chairs look great in any meeting room
- Plastic skid feet for stability and to avoid floor marking
- Overall dimensions: D550 W620 H840

|                                    | Seat Dimensions | Back Dimensions | RRP            |
|------------------------------------|-----------------|-----------------|----------------|
| <b>CH3508</b> // FLORENCE ARMCHAIR | D500 W480 H480  | W450 H350       | <b>£217.00</b> |

FR: Med  
Fabric: 100% Man-Made  
Storage: Stacks 4  
Arms: Fixed

**FABRIC FINISH**





# JUPITER SIDE CHAIR

**4**  
STACKS UP  
TO 4 HIGH

**5YR**  
COMPONENT  
GUARANTEE

**2YR**  
UPHOLSTERY  
GUARANTEE

**115KG**  
WEIGHT  
TOLERANCE

**8H**  
HOURS USAGE



- A stylish mesh-backed conference side chair
- Curved mesh back for comfort
- Plastic skid feet for stability and to avoid floor marking
- Overall dimensions: D530 W460 H830

|  | Seat Dimensions | Back Dimensions | RRP            |
|--|-----------------|-----------------|----------------|
| <b>CH0785 //</b><br>JUPITER SIDE CHAIR | D460 W460 H485  | W450 H290       | <b>£161.00</b> |

FR: Low  
Fabric: Mesh / 100% Man-Made  
Storage: Stacks 4

**FABRIC FINISH**

- BLACK
- BK**

# JUPITER ARMCHAIR

**4**  
STACKS UP  
TO 4 HIGH

**5YR**  
COMPONENT  
GUARANTEE

**2YR**  
UPHOLSTERY  
GUARANTEE

**115KG**  
WEIGHT  
TOLERANCE

**8H**  
HOURS USAGE



- A stylish mesh-backed conference armchair
- Curved mesh back for comfort
- Plastic skid feet for stability and to avoid floor marking
- Overall dimensions: D560 W530 H830

|                                      | Seat Dimensions | Back Dimensions | RRP            |
|--------------------------------------|-----------------|-----------------|----------------|
| <b>CH0784 //</b><br>JUPITER ARMCHAIR | D470 W460 H485  | W450 H290       | <b>£172.00</b> |

FR: Low  
Fabric: Mesh / 100% Man-Made  
Storage: Stacks 4  
Arms: Fixed

**FABRIC FINISH**

- BLACK
- BK**

# PAVILION ARMCHAIR

**3**  
STACKS UP  
TO 3 HIGH

**5YR**  
COMPONENT  
GUARANTEE

**2YR**  
UPHOLSTERY  
GUARANTEE

**115KG**  
WEIGHT  
TOLERANCE

**8H**  
HOURS USAGE



- Sturdy chrome frame
- Plastic skid feet for stability and to avoid floor marking
- Leather-look
- Overall dimensions: D640 W570 H840

|                                       | Seat Dimensions | Back Dimensions | RRP            |
|---------------------------------------|-----------------|-----------------|----------------|
| <b>CH0529 //</b><br>PAVILION ARMCHAIR | D480 W480 H480  | W470 H400       | <b>£280.00</b> |

FR: Low  
Fabric: Leather look  
Storage: Stacks 3  
Arms: Fixed

**LEATHER FINISH**

- BLACK
- BK**

# SUMMIT MEETING CHAIR

**4**  
STACKS UP  
TO 4 HIGH

**2YR**  
COMPONENT  
GUARANTEE

**2YR**  
UPHOLSTERY  
GUARANTEE

**115KG**  
WEIGHT  
TOLERANCE

**8H**  
HOURS USAGE



- Cushioned seat and back for added comfort
- Chrome cantilever frame
- Overall dimensions: D565 W500 H810

|  | Seat Dimensions | Back Dimensions | RRP            |
|--|-----------------|-----------------|----------------|
| <b>CH0501 //</b><br>SUMMIT MEETING CHAIR | D500 W500 H480  | W490 H270       | <b>£204.00</b> |

FR: Low  
Fabric: 100% Man-Made  
Storage: Stacks 4

**FABRIC FINISH**

- CHARCOAL
- CH**

# RENOIR SIDE CHAIR

**4**  
STACKS UP  
TO 4 HIGH

**2YR**  
COMPONENT  
GUARANTEE

**2YR**  
UPHOLSTERY  
GUARANTEE

**115KG**  
WEIGHT  
TOLERANCE

**8<sup>H</sup>**  
HOURS USAGE

// **NOTE:** Natural wood frames can vary slightly in colour



- Stylish wood-framed chair suitable for conference rooms, reception areas, and waiting rooms
- Generously upholstered seat and back
- Polished wood frame
- Overall dimensions: D590 W515 H840

|                                       | Seat Dimensions | Back Dimensions | RRP            |
|---------------------------------------|-----------------|-----------------|----------------|
| <b>CH0705</b> //<br>RENOIR SIDE CHAIR | D490 W410 H465  | W400 H295       | <b>£176.00</b> |

FR: Med  
Fabric: 100% Man-Made  
Storage: Stacks 4

#### FABRIC FINISHES

|               |           |
|---------------|-----------|
| ROYAL<br>BLUE | CHARCOAL  |
| <b>RB</b>     | <b>CH</b> |

# RENOIR ARMCHAIR

**4**  
STACKS UP  
TO 4 HIGH

**2YR**  
COMPONENT  
GUARANTEE

**2YR**  
UPHOLSTERY  
GUARANTEE

**115KG**  
WEIGHT  
TOLERANCE

**8<sup>H</sup>**  
HOURS USAGE



- Stylish wood-framed armchair suitable for conference rooms, reception areas, and waiting rooms
- Generously upholstered seat and back
- Polished wood frame
- Overall dimensions: D610 W520 H850

|                                     | Seat Dimensions | Back Dimensions | RRP            |
|-------------------------------------|-----------------|-----------------|----------------|
| <b>CH0706</b> //<br>RENOIR ARMCHAIR | D485 W465 H470  | W400 H295       | <b>£185.00</b> |

FR: Med  
Fabric: 100% Man-Made  
Storage: Stacks 4  
Arms: Fixed

#### FABRIC FINISHES

|               |           |
|---------------|-----------|
| ROYAL<br>BLUE | CHARCOAL  |
| <b>RB</b>     | <b>CH</b> |

# CLUB



**4**  
STACKS UP  
TO 4 HIGH

**5**YR  
COMPONENT  
GUARANTEE

**2**YR  
UPHOLSTERY  
GUARANTEE

**115**KG  
WEIGHT  
TOLERANCE

**8**H  
HOURS USAGE

- Cushioned seat and back for added comfort
- Robust black frame
- Available in eight stocked finishes
- Overall dimensions: D610 W530 H810

|                            | Seat Dimensions | Back Dimensions | RRP           |
|----------------------------|-----------------|-----------------|---------------|
| <b>CH0500 // CLUB</b>      | D415 W470 H465  | W470 H335       | <b>£89.00</b> |
| <b>CH0500PU // CLUB PU</b> | D415 W470 H465  | W470 H335       | <b>£94.00</b> |

**FABRIC FINISHES**

|            |           |           |           |           |           |
|------------|-----------|-----------|-----------|-----------|-----------|
| ROYAL BLUE | CHARCOAL  | CLARET    | BLACK     | GREEN     | RED       |
| <b>RB</b>  | <b>CH</b> | <b>CL</b> | <b>BK</b> | <b>GN</b> | <b>RD</b> |

**PU FINISHES**

|           |           |
|-----------|-----------|
| BLUE      | BLACK     |
| <b>BL</b> | <b>BK</b> |

FR: Med  
Fabric: 100% Fabricated  
Storage: Stacks 4

# CLUB CHROME



**4**  
STACKS UP  
TO 4 HIGH

**5**YR  
COMPONENT  
GUARANTEE

**2**YR  
UPHOLSTERY  
GUARANTEE

**115**KG  
WEIGHT  
TOLERANCE

**8**H  
HOURS USAGE

- Cushioned seat and back for added comfort
- Robust chrome frame
- Available in six stocked finishes
- Overall dimensions: D610 W530 H810

|                                   | Seat Dimensions | Back Dimensions | RRP            |
|-----------------------------------|-----------------|-----------------|----------------|
| <b>CH0503 // CLUB CHROME</b>      | D415 W470 H465  | W470 H335       | <b>£98.00</b>  |
| <b>CH0503PU // CLUB CHROME PU</b> | D415 W470 H465  | W470 H335       | <b>£103.00</b> |

**FABRIC FINISHES**

|            |           |           |           |
|------------|-----------|-----------|-----------|
| ROYAL BLUE | CHARCOAL  | BLACK     | GREEN     |
| <b>RB</b>  | <b>CH</b> | <b>BK</b> | <b>GN</b> |

**PU FINISHES**

|           |           |
|-----------|-----------|
| BLUE      | BLACK     |
| <b>BL</b> | <b>BK</b> |

FR: Med  
Fabric: 100% Fabricated  
Storage: Stacks 4

# CLUB CANTEEN



**8**  
STACKS UP  
TO 8 HIGH

**5**YR  
COMPONENT  
GUARANTEE

**115**KG  
WEIGHT  
TOLERANCE

**8**H  
HOURS USAGE

- Wipe clean, polypropylene seat and back
- Robust, powder coated, black frame
- Overall dimensions: D610 W530 H805

|                               | Seat Dimensions | Back Dimensions | RRP           |
|-------------------------------|-----------------|-----------------|---------------|
| <b>CH0506 // CLUB CANTEEN</b> | D390 W460 H435  | W460 H320       | <b>£86.00</b> |

**FINISHES**

|           |           |
|-----------|-----------|
| BLUE      | BLACK     |
| <b>BL</b> | <b>BK</b> |

FR: Low  
Material: Polypropylene  
Storage: Stacks 8

2 YR  
COMPONENT  
GUARANTEE

# CLUB ACCESSORIES

## ARMS



|        | Description | RRP    |
|--------|-------------|--------|
| AC1054 | CLUB ARMS   | £43.00 |

\*Sold as pairs

## UNIVERSAL PLASTIC TABLET



### FINISH

|       |
|-------|
| BLACK |
| BK    |

|        | Description              | RRP    |
|--------|--------------------------|--------|
| AC1055 | UNIVERSAL PLASTIC TABLET | £71.00 |

### FINISH

|       |
|-------|
| BLACK |
| BK    |

\*Sold as singles

# SUMMIT BANQUET



4  
STACKS UP  
TO 4 HIGH

2 YR  
COMPONENT  
GUARANTEE

2 YR  
UPHOLSTERY  
GUARANTEE

115 KG  
WEIGHT  
TOLERANCE

8 H  
HOURS USAGE

- High fabric back with handle to aid easy setup and movement
- Powder-coated black metal frame
- Overall dimensions: D580 W440 H850

|                             | Seat Dimensions | Back Dimensions | RRP     |
|-----------------------------|-----------------|-----------------|---------|
| CH0519 //<br>SUMMIT BANQUET | D390 W400 H470  | W325 H300       | £118.00 |

FR: Med  
Fabric: 100% Fabricated  
Storage: Stacks 4

### FABRIC FINISHES

|               |          |
|---------------|----------|
| ROYAL<br>BLUE | CHARCOAL |
| RB            | CH       |

# POLY



4  
STACKS UP  
TO 4 HIGH

5 YR  
COMPONENT  
GUARANTEE

115 KG  
WEIGHT  
TOLERANCE

5 H  
HOURS USAGE

- Wipe clean, polypropylene seat and back
- Robust, powder coated, black frame
- Overall dimensions: D520 W485 H750

|                    | Seat Dimensions | Back Dimensions | RRP    |
|--------------------|-----------------|-----------------|--------|
| ECOPOLY //<br>POLY | D395 W430 H450  | W430 H350       | £68.00 |

FR: Med  
Storage: Stacks 4

### FINISHES

|       |      |     |      |
|-------|------|-----|------|
| BLACK | BLUE | RED | GREY |
| BK    | BL   | RD  | GR   |

# OPERATOR SEATING

// 07

Conquer your workday? This wide range allows you to operate at your peak no matter what work throws at you. Designed with practicality in mind, easy to use with a range of styles.



# SECTION CONTENTS



**CONCEPT MID BACK**

Page 64



**CONCEPT HIGH BACK**

Page 64



**CONCEPT DELUXE**

Page 65



**CONCEPT PLUS**

Page 65



**CALYPSO SINGLE LEVER**

Page 66



**CALYPSO**

Page 66



**CALYPSO DELUXE**

Page 67



**CALYPSO MESH**

Page 67



**VERSI**

Page 68



**LEAN STOOL**

Page 68



**VERSI FIXED ARM**

Page 69



**VERSI ADJUSTABLE ARM**

Page 69



**FACTORY**

Page 70



**FACTORY 2 LEVER**

Page 70



**FACTORY HIGH FIXED**

Page 71



**FACTORY 2 LEVER HEIGHT ADJUSTABLE**

Page 71



**CONCEPT HIGH FIXED**

Page 72



**CONCEPT HEIGHT ADJUSTABLE**

Page 72



**OPERATOR CHAIR ARMS**

Page 73



**ACCESSORIES**

Page 73

# CONCEPT MID BACK

5YR  
COMPONENT  
GUARANTEE

2YR  
UPHOLSTERY  
GUARANTEE

115KG  
WEIGHT  
TOLERANCE

8H  
HOURS USAGE



- Deep cushioned seat and back upholstered in a hard wearing fabric
- Permanent contact back (PCB) ensures user comfort for up to eight hours
- Backrest angle can be fixed or set to free float with the user
- Overall dimensions: D630 W630 H850 - 1060

// **NOTE:** see page 73 for arm options

|                                | Seat Dimensions      | Back Dimensions | RRP            |
|--------------------------------|----------------------|-----------------|----------------|
| <b>CH0803 //</b><br>CONCEPT MB | D470 W490 H460 - 585 | W420 H410       | <b>£254.00</b> |

FR: Med  
Fabric: 100% Man-Made  
Mechanism: PCB

#### FABRIC FINISHES

|               |           |
|---------------|-----------|
| ROYAL<br>BLUE | CHARCOAL  |
| <b>RB</b>     | <b>CH</b> |

# CONCEPT HIGH BACK

5YR  
COMPONENT  
GUARANTEE

2YR  
UPHOLSTERY  
GUARANTEE

115KG  
WEIGHT  
TOLERANCE

8H  
HOURS USAGE



- Deep cushioned seat and back upholstered in a hard wearing fabric
- Permanent contact back (PCB) ensures user comfort for up to eight hours
- Backrest angle can be fixed or set to free float with the user
- Overall dimensions: D630 W630 H965 - 1090

// **NOTE:** see page 73 for arm options

|                                | Seat Dimensions      | Back Dimensions | RRP            |
|--------------------------------|----------------------|-----------------|----------------|
| <b>CH0802 //</b><br>CONCEPT HB | D460 W475 H455 - 580 | W445 H495       | <b>£255.00</b> |

FR: Med  
Fabric: 100% Man-Made  
Mechanism: PCB

#### FABRIC FINISHES

|               |           |
|---------------|-----------|
| ROYAL<br>BLUE | CHARCOAL  |
| <b>RB</b>     | <b>CH</b> |



# CONCEPT DELUXE

5YR  
COMPONENT  
GUARANTEE

2YR  
UPHOLSTERY  
GUARANTEE

115KG  
WEIGHT  
TOLERANCE

8H  
HOURS USAGE



## PHYSIO APPROVED

ERGONOMIC FEATURES  
TESTED AND APPROVED FOR  
OFFICE USE BY A QUALIFIED  
PHYSIOTHERAPIST

- Deep cushioned seat and back upholstered in a hard wearing fabric
  - Asynchro mechanism allows each user to adapt the chair to their needs
  - Overall dimensions: D630 W630 H965 - 1090
- // **NOTE:** see page 73 for arm options

|                             | Seat Dimensions      | Back Dimensions | RRP     |
|-----------------------------|----------------------|-----------------|---------|
| CH0801 //<br>CONCEPT DELUXE | D460 W490 H455 - 580 | W445 H510       | £268.00 |

FR: Med  
Fabric: 100% Man-Made  
Mechanism: Asynchro

### FABRIC FINISHES

|               |          |
|---------------|----------|
| ROYAL<br>BLUE | CHARCOAL |
| RB            | CH       |

# CONCEPT PLUS

5YR  
COMPONENT  
GUARANTEE

2YR  
UPHOLSTERY  
GUARANTEE

115KG  
WEIGHT  
TOLERANCE

8H  
HOURS USAGE



## PHYSIO APPROVED

ERGONOMIC FEATURES  
TESTED AND APPROVED FOR  
OFFICE USE BY A QUALIFIED  
PHYSIOTHERAPIST

- Deep cushioned seat and back upholstered in a hard wearing fabric
- 1D adjustable arms included as standard
- Inflatable lumbar pump for extra support
- Adjustable ratchet back and seat slide
- Overall dimensions: D630 W675 H1035 - 1230

|                           | Seat Dimensions      | Back Dimensions | RRP     |
|---------------------------|----------------------|-----------------|---------|
| CH1808 //<br>CONCEPT PLUS | D470 W510 H470 - 590 | W480 H580       | £414.00 |

FR: Med  
Fabric: 100% Man-Made  
Mechanism: Asynchro / Torsion / Seat slide /  
Ratchet back / Lumbar pump  
Arms: 1D adjustable

### FABRIC FINISHES

|               |       |
|---------------|-------|
| ROYAL<br>BLUE | BLACK |
| RB            | BK    |

# CALYPSO SINGLE LEVER

2YR  
COMPONENT  
GUARANTEE

2YR  
UPHOLSTERY  
GUARANTEE

115KG  
WEIGHT  
TOLERANCE

8H  
HOURS USAGE



- Deep cushioned seat and back upholstered in a hard wearing fabric
  - Fixed back with solid steel support bar for maximum strength
  - Overall dimensions: D650 W650 H1020 - 1150
- // **NOTE:** see page 73 for arm options

|                                | Seat Dimensions      | Back Dimensions | RRP     |
|--------------------------------|----------------------|-----------------|---------|
| CH2804 // CALYPSO SINGLE LEVER | D460 W460 H485 - 615 | W440 H525       | £181.00 |

FR: Med  
Fabric: 100% Man-Made  
Mechanism: Fixed

FABRIC FINISHES

|            |       |
|------------|-------|
| ROYAL BLUE | BLACK |
| RB         | BK    |

# CALYPSO

2YR  
COMPONENT  
GUARANTEE

2YR  
UPHOLSTERY  
GUARANTEE

115KG  
WEIGHT  
TOLERANCE

8H  
HOURS USAGE



- Deep cushioned seat and back upholstered in a hard wearing fabric
  - Permanent contact back (PCB) ensures user comfort for up to eight hours
  - Backrest angle can be fixed or set to free float with the user
  - Overall dimensions: D650 W650 H985 - 1175
- // **NOTE:** see page 73 for arm options

|                                  | Seat Dimensions      | Back Dimensions | RRP     |
|----------------------------------|----------------------|-----------------|---------|
| CH2800PU // CALYPSO HIGH BACK PU | D450 W460 H475 - 610 | W440 H490       | £191.00 |
| CH2800 // CALYPSO HIGH BACK      | D450 W460 H475 - 610 | W440 H490       | £172.00 |

FR: Med  
Fabric: 100% Man-Made  
Mechanism: PCB

PU FINISH

|       |
|-------|
| BLACK |
| BK    |

FABRIC FINISHES

|            |          |       |
|------------|----------|-------|
| ROYAL BLUE | CHARCOAL | BLACK |
| RB         | CH       | BK    |

# CALYPSO DELUXE

2YR  
COMPONENT  
GUARANTEE

2YR  
UPHOLSTERY  
GUARANTEE

115KG  
WEIGHT  
TOLERANCE

8H  
HOURS USAGE



- Asynchro mechanism allows independent adjustment of height, back, and seat angle
  - Backrest angle can be fixed or set to free float with the user
  - Overall dimensions: D650 W650 H990 - 1175
- // **NOTE:** see page 73 for arm options

|   | Seat Dimensions      | Back Dimensions | RRP            |
|---|----------------------|-----------------|----------------|
| <b>CH2801PU</b> //<br>CALYPSO HIGH BACK DELUXE PU | D450 W450 H475 - 610 | W445 H490       | <b>£217.00</b> |
| <b>CH2801</b> //<br>CALYPSO HIGH BACK DELUXE      | D450 W450 H475 - 610 | W445 H490       | <b>£210.00</b> |

#### PU FINISH

BLACK

BK

#### FABRIC FINISHES

ROYAL  
BLUE

CHARCOAL

BLACK

RB

CH

BK

FR: Med  
Fabric: 100% Man-Made  
Mechanism: Asynchro

# CALYPSO MESH

2YR  
COMPONENT  
GUARANTEE

2YR  
UPHOLSTERY  
GUARANTEE

115KG  
WEIGHT  
TOLERANCE

8H  
HOURS USAGE



- Permanent contact back (PCB) ensures user comfort for up to eight hours
  - Black mesh as standard
  - Overall dimensions: D650 W650 H1010 - 1175
- // **NOTE:** see page 73 for arm options

|                                  | Seat Dimensions      | Back Dimensions | RRP            |
|----------------------------------|----------------------|-----------------|----------------|
| <b>CH2803</b> //<br>CALYPSO MESH | D450 W460 H475 - 600 | W415 H540       | <b>£253.00</b> |

#### FABRIC FINISHES

ROYAL  
BLUE

CHARCOAL

BLACK

RB

CH

BK

FR: Low  
Fabric: Mesh / 100% Man-Made  
Mechanism: PCB

# VERSI

5YR  
COMPONENT  
GUARANTEE

2YR  
UPHOLSTERY  
GUARANTEE

115KG  
WEIGHT  
TOLERANCE

8H  
HOURS USAGE



- Modern design with a rounded back for lumbar and back support
- Two level controls for seat height and tilt adjustments
- Optional arms available

|                    | Seat Dimensions      | Back Dimensions | RRP     |
|--------------------|----------------------|-----------------|---------|
| CH0001 //<br>VERSI | D450 W460 H475 - 610 | W440 H490       | £143.00 |

FR: Med  
Fabric: 100% Man-Made  
Mechanism: PCB

#### FABRIC FINISHES

|               |          |       |
|---------------|----------|-------|
| ROYAL<br>BLUE | CHARCOAL | BLACK |
| RB            | CH       | BK    |

# LEAN STOOL

5YR  
COMPONENT  
GUARANTEE

2YR  
UPHOLSTERY  
GUARANTEE

115KG  
WEIGHT  
TOLERANCE

5H  
HOURS USAGE



- Specially designed with sit-stand desking in mind
- Encourages good posture and activates your core while you sit
- Simple gas height adjustment with the handle under the seat
- Set on a sturdy rectangular base with anti-slip technology
- Overall dimensions: D240 W440 H540 - 780

|                         | Seat Dimensions      | Back Dimensions | RRP     |
|-------------------------|----------------------|-----------------|---------|
| CH1258 //<br>LEAN STOOL | D240 W750 H540 - 780 |                 | £277.00 |

FR: Med  
Fabric: 100% Man-Made  
Mechanism: Integrated fixed

#### FINISH

|       |
|-------|
| BLACK |
| BK    |

# VERSI FIXED ARM

5YR  
COMPONENT  
GUARANTEE

2YR  
UPHOLSTERY  
GUARANTEE

115KG  
WEIGHT  
TOLERANCE

8H  
HOURS USAGE



- Modern design with a rounded back for lumbar and back support
- Two level controls for seat height and tilt adjustments
- Fixed arms for all day comfort

|   | Seat Dimensions      | Back Dimensions | RRP     |
|---|----------------------|-----------------|---------|
| CH0001 + AC0001FA //<br>VERSI FIXED ARM | D450 W460 H475 - 610 | W440 H490       | £172.00 |

FR: Med  
Fabric: 100% Man-Made  
Mechanism: PCB  
Arms: Fixed

#### FABRIC FINISHES

|               |          |       |
|---------------|----------|-------|
| ROYAL<br>BLUE | CHARCOAL | BLACK |
| RB            | CH       | BK    |

# VERSI ADJUSTABLE ARM

5YR  
COMPONENT  
GUARANTEE

2YR  
UPHOLSTERY  
GUARANTEE

115KG  
WEIGHT  
TOLERANCE

8H  
HOURS USAGE



- Modern design with a rounded back for lumbar and back support
- Two level controls for seat height and tilt adjustments
- 1D adjustable arms for comfort and support

|  | Seat Dimensions      | Back Dimensions | RRP     |
|--|----------------------|-----------------|---------|
| CH0001 + AC0002AA//<br>VERSI 1D ADJUSTABLE ARM | D450 W460 H475 - 610 | W440 H490       | £180.00 |

FR: Med  
Fabric: 100% Man-Made  
Mechanism: PCB  
Arms: 1D Adjustable

#### FABRIC FINISHES

|               |          |       |
|---------------|----------|-------|
| ROYAL<br>BLUE | CHARCOAL | BLACK |
| RB            | CH       | BK    |

5 YR  
COMPONENT  
GUARANTEE

115 KG  
WEIGHT  
TOLERANCE

8 H  
HOURS USAGE

# FACTORY



- Versatile chair designed for assembly lines, science labs, factories, and workshops
- Hard-wearing, wipe clean, polyurethane seat and back
- Height adjustable seat
- Overall dimensions: D600 W600 H840 - 990

|                             | Seat Dimensions      | Back Dimensions | RRP            |
|-----------------------------|----------------------|-----------------|----------------|
| <b>CH0504 //</b><br>FACTORY | D435 W465 H475 - 585 | W415 H305       | <b>£209.00</b> |

FR: Low  
Fabric: Polyurethane  
Mechanism: Fixed

**FINISH**

BLACK

BK

# FACTORY 2 LEVER

5 YR  
COMPONENT  
GUARANTEE

115 KG  
WEIGHT  
TOLERANCE

8 H  
HOURS USAGE



- Versatile chair designed for assembly lines, science labs, factories, and workshops
- Hard-wearing, wipe clean, polyurethane seat and back
- Height adjustable seat and backrest with PCB mechanism
- Overall dimensions: D600 W600 H915 - 1045

|                                     | Seat Dimensions      | Back Dimensions | RRP            |
|-------------------------------------|----------------------|-----------------|----------------|
| <b>CH0505 //</b><br>FACTORY 2 LEVER | D435 W465 H445 - 575 | W415 H305       | <b>£243.00</b> |

FR: Low  
Fabric: Polyurethane  
Mechanism: PCB

**FINISH**

BLACK

BK

# FACTORY HIGH FIXED

5 YR  
COMPONENT  
GUARANTEE

115 KG  
WEIGHT  
TOLERANCE

8 H  
HOURS USAGE



- Versatile chair designed for assembly lines, science labs, factories, and workshops
- Hard-wearing, wipe clean, polyurethane seat and back
- Adjustable height draughtsman kit increases seat height to a maximum 830 mm
- Overall dimensions: Fixed - D600 W600 H985 - 1225.  
Adjustable - D600 W600 H950 - 1210

|  | Seat Dimensions      | Back Dimensions | RRP            |
|--|----------------------|-----------------|----------------|
| <b>CH0504 + AC1014 //</b><br>FACTORY HIGH FIXED      | D440 W470 H715 - 830 | W410 H310       | <b>£303.00</b> |
| <b>CH0504 + AC1042 //</b><br>FACTORY HIGH ADJUSTABLE | D455 W465 H575 - 825 | W415 H305       | <b>£305.00</b> |

FR: Low  
Fabric: Polyurethane  
Mechanism: Fixed  
D-kit: Fixed / Adjustable

FINISH

BLACK

BK

// NOTE: Model Shown has fixed D-kit

# FACTORY 2 LEVER HEIGHT ADJUSTABLE

5 YR  
COMPONENT  
GUARANTEE

115 KG  
WEIGHT  
TOLERANCE

8 H  
HOURS USAGE



- Versatile chair designed for assembly lines, science labs, factories, and workshops
- Hard-wearing, wipe clean, polyurethane seat and back with PCB mechanism
- Fixed or adjustable height draughtsman kit increases seat height to a maximum 835 mm
- Overall dimensions: Static - D600 W600 H1170 - 1300.  
Adjustable - D600 W600 H1000 - 1250

|  | Seat Dimensions      | Back Dimensions | RRP            |
|--|----------------------|-----------------|----------------|
| <b>CH0505 + AC1014 //</b><br>FACTORY 2 HEIGHT FIXED      | D435 W465 H705 - 835 | W415 H305       | <b>£337.00</b> |
| <b>CH0505 + AC1042 //</b><br>FACTORY 2 HEIGHT ADJUSTABLE | D435 W465 H565 - 820 | W415 H305       | <b>£339.00</b> |

FR: Low  
Fabric: Polyurethane  
Mechanism: PCB  
D-kit: Fixed / Adjustable

FINISH

BLACK

BK

// NOTE: Model Shown has adjustable D-kit

# CONCEPT HIGH FIXED

5YR  
COMPONENT  
GUARANTEE

2YR  
UPHOLSTERY  
GUARANTEE

115KG  
WEIGHT  
TOLERANCE

8H  
HOURS USAGE



- Fixed high draughtsman kit increases seat height to a maximum 835 mm
- Fixed foot-ring
- Supplied with glides
- Overall dimensions: D700 W700 H840 - 970

|  | Seat Dimensions      | Back Dimensions | RRP            |
|--|----------------------|-----------------|----------------|
| <b>CH0803 + AC1014 //</b><br>CONCEPT HIGH MB D-KIT FIXED | D475 W470 H705 - 835 | W420 H400       | <b>£350.00</b> |

FR: Med  
Fabric: 100% Man-made  
Mechanism: PCB

#### FABRIC FINISHES

|            |          |
|------------|----------|
| ROYAL BLUE | CHARCOAL |
| RB         | CH       |

# CONCEPT HEIGHT ADJUSTABLE

5YR  
COMPONENT  
GUARANTEE

2YR  
UPHOLSTERY  
GUARANTEE

115KG  
WEIGHT  
TOLERANCE

8H  
HOURS USAGE



- Adjustable height draughtsman kit increases seat height to a maximum 830 mm
- Adjustable foot-ring
- Supplied with glides
- Overall dimensions: D700 W700 H840 - 970

|   | Seat Dimensions      | Back Dimensions | RRP            |
|---|----------------------|-----------------|----------------|
| <b>CH0803 + AC1042 //</b><br>CONCEPT MB HEIGHT ADJUSTABLE D-KIT | D475 W470 H585 - 830 | W420 H400       | <b>£354.00</b> |

FR: Med  
Fabric: 100% Man-made  
Mechanism: PCB

#### FABRIC FINISHES

|            |          |
|------------|----------|
| ROYAL BLUE | CHARCOAL |
| RB         | CH       |



# OPERATOR CHAIR ARMS

## CALYPSO & CONCEPT ARMS



5 YR  
COMPONENT  
GUARANTEE

FINISH

BLACK

BK

\*Sold as pairs

| Description       | RRP    |
|-------------------|--------|
| AC1002 FIXED ARMS | £67.00 |



5 YR  
COMPONENT  
GUARANTEE

FINISH

BLACK

BK

\*Sold as pairs

| Description               | RRP    |
|---------------------------|--------|
| AC1040 1D ADJUSTABLE ARMS | £70.00 |



5 YR  
COMPONENT  
GUARANTEE

FINISH

BLACK

BK

\*Sold as pairs

| Description         | RRP     |
|---------------------|---------|
| AC1082 FOLDING ARMS | £105.00 |

## VERSI



5 YR  
COMPONENT  
GUARANTEE

FINISH

BLACK

BK

\*Sold as pairs

| Description         | RRP    |
|---------------------|--------|
| AC0001FA FIXED ARMS | £29.00 |



5 YR  
COMPONENT  
GUARANTEE

FINISH

BLACK

BK

\*Sold as pairs

| Description                 | RRP    |
|-----------------------------|--------|
| AC0002AA 1D ADJUSTABLE ARMS | £37.00 |

# ACCESSORIES

## TECHNICAL



| Description                     | RRP     |
|---------------------------------|---------|
| AC1042 HEIGHT ADJUSTABLE D- KIT | £101.00 |



| Description        | RRP    |
|--------------------|--------|
| AC1014 FIXED D-KIT | £96.00 |

## // FACTORY CHAIRS

Your comfort and safety is our primary concern. We advise never to use the Factory or Concept range D-kits on any chair with a tilting seat, or to use anything other than the glides provided. Castors are not recommended with any draughtsman kit.

## CASTORS / GLIDES



\*Sold as sets of 5

| Description              | RRP    |
|--------------------------|--------|
| AC1030 11mm ONION GLIDES | £19.00 |



\*Sold as singles

| Description                | RRP    |
|----------------------------|--------|
| AC1050 ANTI-STATIC CASTORS | £64.00 |



\*Sold as sets of 5

| Description                 | RRP    |
|-----------------------------|--------|
| AC1047 BRAKE LOADED CASTORS | £20.00 |



\*Sold as singles

| Description                   | RRP    |
|-------------------------------|--------|
| AC1048 BRAKE UNLOADED CASTORS | £28.00 |



\*Sold as sets of 5

| Description              | RRP    |
|--------------------------|--------|
| AC1051 SOFT TYPE CASTORS | £10.00 |

# CAFÉ & DINING

// 08

Create the perfect place to refresh with our range of indoor and outdoor furniture. From classic to contemporary designs, there is something to suit every taste.



# SECTION CONTENTS



**LIZZIE 4 LEG**  
Page 78



**LIZZIE HIGH STOOL**  
Page 78



**LIZZIE SKID**  
Page 79



**STORK**  
Page 80



**ASTRAL HIGH TABLE**  
Page 80



**PICASSO**  
Page 81 - 82



**ELLIPSE 4-LEG**  
Page 82



**ELLIPSE TRUMPET**  
Page 83



**PLATEAU**  
Page 84



**PLATEAU STOOL**  
Page 84



**PICNIC**  
Page 86



**ALFRESCO**  
Page 88



**PLAZA**  
Page 90



**FOLDING CHAIR & TABLE**  
Page 91 - 92



**FOLDING CHAIR TROLLEY**  
Page 93

# LIZZIE - A SEAT FOR EVERY SCENARIO



## THE LIZZIE RANGE

Your space is diverse. Your seating should be too. Choosing a multipurpose chair means it can suit your day, whatever direction your work hours go in.

Stackable and seamlessly adaptable, Lizzie is more than a seating solution. It's an aesthetic choice that's space-efficient. If you're looking for an effortless transition, you've found it.

Functional and comfortable. Take a seat to rest, refresh, and re-focus on the results you want to get from any work scenario. Stylish and practical, Lizzie can elevate your office. There's no such thing as too much choice.

With four finishes to complement your colour scheme and the option for stool or skid legs, you can have what you want, where you want it.

## LIZZIE HIGH STOOL



## LIZZIE 4 LEG



## LIZZIE SKID





**4** Reception  
User Experience  
Lab

**3** Tech Bar  
Wellness Centre

**2** Cafe  
Team Games

**1** Training Rooms  
Multi Faith  
Room

2 YR  
COMPONENT  
GUARANTEE

115 KG  
WEIGHT  
TOLERANCE

5 H  
HOURS USAGE

# LIZZIE 4 LEG



- Stylish and practical
- Available in 8 contemporary colours
- Ideal for casual dining and meeting rooms
- Overall dimensions: D572 W525 H830

|                        | Seat Dimensions | Back Dimensions | RRP     |
|------------------------|-----------------|-----------------|---------|
| CH3518 // LIZZIE 4 LEG | D390 W470 H450  | W440 H450       | £189.00 |

### FINISHES

|       |       |       |            |
|-------|-------|-------|------------|
| BLACK | WHITE | GREY  | BLUE       |
| BK    | WH    | GR    | BL         |
| PINK  | RED   | GREEN | STEEL BLUE |
| PK    | RD    | GN    | SB         |

FR: Low  
Material: Polypropylene

# LIZZIE HIGH STOOL

2 YR  
COMPONENT  
GUARANTEE

115 KG  
WEIGHT  
TOLERANCE

5 H  
HOURS USAGE



- Stylish and practical
- Available in 8 contemporary colours
- Ideal for casual dining and meeting rooms
- Overall dimensions: D570 W540 H1130

|                             | Dimensions     | RRP       |
|-----------------------------|----------------|-----------|
| CH3519 // LIZZIE HIGH STOOL | D470 W390 H750 | W440 H450 |

### FINISHES

|       |       |       |            |
|-------|-------|-------|------------|
| BLACK | WHITE | GREY  | BLUE       |
| BK    | WH    | GR    | BL         |
| PINK  | RED   | GREEN | STEEL BLUE |
| PK    | RD    | GN    | SB         |

FR: Low  
Material: Polypropylene

# LIZZIE SKID

2 YR  
COMPONENT  
GUARANTEE

115 KG  
WEIGHT  
TOLERANCE

5 H  
HOURS USAGE



- Stylish and practical
- Available in 8 contemporary colours
- Ideal for casual dining and meeting rooms
- Overall dimensions: D570 W520 H830

|                       | Seat Dimensions | Back Dimensions | RRP     |
|-----------------------|-----------------|-----------------|---------|
| CH3517 // LIZZIE SKID | D470 W390 H450  | W440 H450       | £178.00 |

## FINISHES

|       |       |       |            |
|-------|-------|-------|------------|
| BLACK | WHITE | GREY  | BLUE       |
| BK    | WH    | GR    | BL         |
| PINK  | RED   | GREEN | STEEL BLUE |
| PK    | RD    | GN    | SB         |

FR: Low  
Material: Polypropylene



# STORK

5 YR  
COMPONENT  
GUARANTEE

115 KG  
WEIGHT  
TOLERANCE

5 H  
HOURS USAGE



- Sculpted seat and back with wood veneer finish or lacquer
- Height adjustable seat
- Chrome trumpet base
- Overall dimensions: D405 W400 H845 - 1065

|                 | Seat Dimensions      | Back Dimensions | RRP     |
|-----------------|----------------------|-----------------|---------|
| CH0670 // STORK | D350 W400 H585 - 805 | W405 H240       | £185.00 |

### FINISHES

FR: Low  
Material: Wood veneer / painted in matt white  
Mechanism: Fixed

|       |        |       |
|-------|--------|-------|
| BEECH | WALNUT | WHITE |
| BE    | WA     | WH    |

# ASTRAL HIGH TABLE

2 YR  
COMPONENT  
GUARANTEE

18 MM  
TOP  
THICKNESS



- Heavy flared base for stability
- Durable and easy-clean top
- Chrome trumpet base

|                             | Dimensions      | RRP     |
|-----------------------------|-----------------|---------|
| CH0677 // ASTRAL HIGH TABLE | D600 W600 H1050 | £337.00 |

### FINISHES

FR: Low  
Material: Wood veneer / painted in matt white

|       |        |       |
|-------|--------|-------|
| BEECH | WALNUT | WHITE |
| BE    | WA     | WH    |



# PICASSO CONTRACT

**4**  
STACKS UP  
TO 4 HIGH

**5** YR  
COMPONENT  
GUARANTEE

**115** KG  
WEIGHT  
TOLERANCE

**8** H  
HOURS USAGE



- Welded chrome frame
- Stackable up to four high
- Plastic capped feet
- Suitable for cafe and canteens
- Overall dimensions: D525 W485 H880

|  | Seat Dimensions | Back Dimensions | RRP            |
|--|-----------------|-----------------|----------------|
| <b>CH0672 //</b><br>PICASSO CONTRACT CHAIR | D380 W440 H460  | W430 H400       | <b>£169.00</b> |

#### FINISHES

|       |        |       |
|-------|--------|-------|
| BEECH | WALNUT | WHITE |
| BE    | WA     | WH    |

FR: Low  
Material: Wood veneer / painted in matt white  
Storage: Stacks four



# PICASSO LITE

**4**  
STACKS UP  
TO 4 HIGH

**2 YR**  
COMPONENT  
GUARANTEE

**110<sup>KG</sup>**  
WEIGHT  
TOLERANCE

**5<sup>H</sup>**  
HOURS USAGE



- Distinctive stacking chair with a contemporary look
- Polished veneer seat and back
- Chrome frame with plastic feet
- Overall dimensions: D550 W440 H865

|   | Seat Dimensions | Back Dimensions | RRP            |
|---|-----------------|-----------------|----------------|
| <b>CH0514BE</b> //<br>PICASSO LITE BEECH  | D380 W440 H465  | W430 H400       | <b>£124.00</b> |
| <b>CH0514WA</b> //<br>PICASSO LITE WALNUT | D380 W440 H465  | W430 H400       | <b>£148.00</b> |

FR: Low  
Material: Wood veneer  
Storage: Stacks four

**FINISHES**



# ELLIPSE 4-LEG

**2 YR**  
COMPONENT  
GUARANTEE

**18<sup>MM</sup>**  
TOP  
THICKNESS

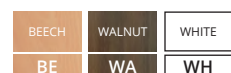


- Plastic capped feet for stability
- Durable and easy-clean top
- Chrome legs

|                                   | Dimensions     | RRP            |
|-----------------------------------|----------------|----------------|
| <b>CH0675</b> //<br>ELLIPSE 4-LEG | D800 W800 H740 | <b>£367.00</b> |

Material: Wood veneer / painted in matt white

**FINISHES**



2 YR  
COMPONENT  
GUARANTEE

18 MM  
TOP  
THICKNESS

# ELLIPSE TRUMPET



- Heavy flared base for stability
- Durable and easy-clean top
- Chrome trumpet base

|                              | Dimensions     | RRP     |
|------------------------------|----------------|---------|
| CH0676 //<br>ELLIPSE TRUMPET | D800 W800 H740 | £364.00 |

### FINISHES

|       |        |       |
|-------|--------|-------|
| BEECH | WALNUT | WHITE |
| BE    | WA     | WH    |

Material: Wood veneer / painted in matt white



# PLATEAU

5 YR  
COMPONENT  
GUARANTEE

25 MM  
TOP  
THICKNESS

MADE  
TO  
ORDER

AVAILABLE  
WITH  
CUT-OUT  
CONTACT SALES

//NOTE: contact sales for lead time



## ROUND MEETING TABLE

|           | Dimensions |      |     | RRP       |
|-----------|------------|------|-----|-----------|
|           | W          | D    | H   |           |
| ZPLA1200D | 1200       | 1200 | 740 | £1,397.00 |
| ZPLA1400D | 1400       | 1400 | 740 | £1,753.00 |



## SQUARE MEETING TABLE

|           | Dimensions |      |     | RRP       |
|-----------|------------|------|-----|-----------|
|           | W          | D    | H   |           |
| ZPLA1414S | 1400       | 1400 | 740 | £1,922.00 |
| ZPLA1616S | 1600       | 1600 | 740 | £1,936.00 |



## RECTANGULAR MEETING TABLE

|           | Dimensions |      |     | RRP       |
|-----------|------------|------|-----|-----------|
|           | W          | D    | H   |           |
| ZPLA1680R | 1600       | 800  | 740 | £1,359.00 |
| ZPLA1890R | 1800       | 900  | 740 | £1,368.00 |
| ZPLA2010R | 2000       | 1000 | 740 | £1,502.00 |
| ZPLA2210R | 2200       | 1000 | 740 | £1,507.00 |
| ZPLA2412R | 2400       | 1200 | 740 | £1,891.00 |



## BARREL MEETING TABLE

|           | Dimensions |      |     | RRP       |
|-----------|------------|------|-----|-----------|
|           | W          | D    | H   |           |
| ZPLA2010B | 2000       | 1000 | 740 | £1,591.00 |
| ZPLA2412B | 2400       | 1200 | 740 | £1,936.00 |



## LOW STOOL

|              |            | Dimensions |     |     | RRP     |
|--------------|------------|------------|-----|-----|---------|
|              |            | W          | D   | H   |         |
| SPS-LSTL     | Plain top  | 405        | 405 | 500 | £581.00 |
| SPS-LSTL-BTN | Button Top | 405        | 405 | 500 | £620.00 |



## BENCH (LOW)

|          |            | Dimensions |     |     | RRP       |
|----------|------------|------------|-----|-----|-----------|
|          |            | W          | D   | H   |           |
| SP-SPS-N | Plain top  | 1180       | 405 | 500 | £942.00   |
| SP-N-BTN | Button top | 1180       | 405 | 500 | £1,059.00 |

# PLATEAU HIGH

5 YR  
COMPONENT  
GUARANTEE

25 MM  
TOP  
THICKNESS

MADE  
TO  
ORDER

AVAILABLE  
WITH  
CUT-OUT  
CONTACT SALES

//NOTE: contact sales for lead time



## HIGH TABLE

|            | Dimensions |      |      | RRP       |
|------------|------------|------|------|-----------|
|            | W          | D    | H    |           |
| ZPLAP1410R | 1400       | 1000 | 1106 | £1,813.00 |
| ZPLAP1610R | 1600       | 1000 | 1106 | £1,816.00 |
| ZPLAP1810R | 1800       | 1000 | 1106 | £1,818.00 |
| ZPLAP2010R | 2000       | 1000 | 1106 | £1,819.00 |
| ZPLAP2210R | 2200       | 1000 | 1106 | £1,822.00 |
| ZPLAP2410R | 2400       | 1000 | 1106 | £1,823.00 |

## HIGH STOOL

|                 |        | Dimensions |     |     | RRP     |
|-----------------|--------|------------|-----|-----|---------|
|                 |        | W          | D   | H   |         |
| SP-SPS-HSTL     | Plain  | 382        | 382 | 830 | £914.00 |
| SP-SPS-HSTL-BTN | Button | 382        | 375 | 830 | £952.00 |

### MADE TO ORDER TOP FINISHES // FRAME FINISH

|            |       |               |                   |      |            |                      |       |    |     |
|------------|-------|---------------|-------------------|------|------------|----------------------|-------|----|-----|
| ANTHRACITE | BLACK | ELLMALU BEECH | GREY NEBRASKA OAK | GREY | SORANO OAK | NATURAL NEBRASKA OAK | WHITE | // | OAK |
| ANT        | BK    | B             | GNO               | GRY  | SO         | NNO                  | WHT   |    | OK  |

### FABRIC FINISH



// NOTE: Priced in Camira Rivet



# PICNIC



## BENCH

|                               | Dimensions |     |     | RRP     |
|-------------------------------|------------|-----|-----|---------|
|                               | W          | D   | H   |         |
| PCB1435 (FITS 1600 LOW TABLE) | 1400       | 350 | 410 | £700.00 |
| PCB1635 (FITS 1800 LOW TABLE) | 1600       | 350 | 410 | £703.00 |
| PCB1835 (FITS 2000 LOW TABLE) | 1800       | 350 | 410 | £704.00 |

## LOW TABLE

|          | Dimensions |     |     | RRP     |
|----------|------------|-----|-----|---------|
|          | W          | D   | H   |         |
| PCTL1680 | 1600       | 800 | 740 | £865.00 |
| PCTL1880 | 1800       | 800 | 740 | £867.00 |
| PCTL2000 | 2000       | 800 | 740 | £915.00 |



5 YR  
COMPONENT  
GUARANTEE

25 MM  
TOP  
THICKNESS

MADE  
TO  
ORDER



- 25mm top thickness
- Heavy duty frame
- Two height options available

## HIGH TABLE

|          | Dimensions |     |      | RRP     |
|----------|------------|-----|------|---------|
|          | W          | D   | H    |         |
| PCTH1680 | 1600       | 800 | 1100 | £923.00 |
| PCTH1880 | 1800       | 800 | 1100 | £941.00 |
| PCTH2000 | 2000       | 800 | 1100 | £989.00 |

### MADE TO ORDER TOP FINISHES

|            |            |                      |                   |
|------------|------------|----------------------|-------------------|
| ANTHRACITE | BLACK      | ELLMALU BEECH        | GREY NEBRASKA OAK |
| ANT        | BK         | B                    | GNO               |
| GREY       | SORANO OAK | NATURAL NEBRASKA OAK | WHITE             |
| GRY        | SO         | NNO                  | WHT               |

### FRAME FINISHES

|       |       |        |
|-------|-------|--------|
| WHITE | BLACK | SILVER |
| WH    | BK    | SV     |



# ALFRESCO SIDE CHAIR

**4**  
STACKS UP  
TO 4 HIGH

**5** YR  
COMPONENT  
GUARANTEE

**118**KG  
WEIGHT  
TOLERANCE

**8**H  
HOURS USAGE



- Multipurpose polypropylene chair
- 100% recyclable
- UV resistant
- Ideal for outdoor and indoor use
- Stackable up to 4 pieces
- Overall dimensions: D530 W570 H820

|   | Seat Dimensions | Back Dimensions | RRP            |
|---|-----------------|-----------------|----------------|
| <b>CH0657</b> //<br>ALFRESCO SIDE CHAIR | D420 W460 H460  | W490 H400       | <b>£195.00</b> |

// **NOTE:** other colours available. Call sales for more information.

#### FINISHES

FR: Low  
Material: Polypropylene  
Storage: Stacks 4





# ALFRESCO ARMCHAIR

**4**  
STACKS UP  
TO 4 HIGH

**5 YR**  
COMPONENT  
GUARANTEE

**118<sup>KG</sup>**  
WEIGHT  
TOLERANCE

**8<sup>H</sup>**  
HOURS USAGE



- Multipurpose polypropylene armchair
- 100% recyclable
- UV resistant
- Ideal for outdoor and indoor use
- Stackable up to 4 pieces
- Overall dimensions: D540 W620 H820

|                                       | Dimensions     |           | RRP            |
|---------------------------------------|----------------|-----------|----------------|
| <b>CH0658 //</b><br>ALFRESCO ARMCHAIR | D420 W460 H460 | W480 H400 | <b>£219.00</b> |

// **NOTE:** other colours available. Call sales for more information.

## FINISHES

FR: Low  
Material: Polypropylene  
Storage: Stacks 4



2 YR  
COMPONENT  
GUARANTEE

115 KG  
WEIGHT  
TOLERANCE

8 H  
HOURS USAGE

# PLAZA ARMCHAIR



- Stylish open construction for comfort on sunny days
- Polished aluminium frame
- Sturdy and durable, for indoor or outdoor use
- Overall dimensions: D550 W555 H730

// **NOTE:** Not suitable for outdoor storage

|                             | Seat Dimensions | Back Dimensions | RRP     |
|-----------------------------|-----------------|-----------------|---------|
| CH0653 //<br>PLAZA ARMCHAIR | D355 W425 H430  | W340 H210       | £103.00 |

FR: Low  
Material: Aluminium  
Storage: Stacks 8  
Arms: Fixed

**FINISH**

ALUMINIUM

ALM

# PLAZA TABLE

2 YR  
COMPONENT  
GUARANTEE



- Stylish round aluminium table to complement our range of chairs
- Polished aluminium top and base
- Sturdy and durable, for indoor or outdoor use

// **NOTE:** Not suitable for outdoor storage

|                          | Dimensions     | RRP     |
|--------------------------|----------------|---------|
| CH0651 //<br>PLAZA TABLE | D600 W600 H695 | £226.00 |

FR: Low  
Material: Aluminium

**FINISH**

ALUMINIUM

ALM

# MORPH FOLDING CHAIR

2 YR  
COMPONENT  
GUARANTEE

115 KG  
WEIGHT  
TOLERANCE

5 H  
HOURS USAGE



- Durable off-white folding chair with moulded handle and plastic feet
- Sturdy dark grey metal legs and frame
- Wipe-clean surfaces and hinged folding mechanism
- Overall dimensions: D530 W460 H880

|   | Seat Dimensions | Back Dimensions | RRP            |
|---|-----------------|-----------------|----------------|
| <b>OF0410WH //</b><br>MORPH FOLDING CHAIR | D530 W390 H450  | W460 H290       | <b>£107.00</b> |

FR: Low  
Material: Polypropylene  
Storage: Folding

#### FINISH

OFF  
WHITE  
WH

# MORPH RECTANGULAR FOLDING TABLE

2 YR  
COMPONENT  
GUARANTEE

25 KG  
WEIGHT  
TOLERANCE



- Rectangular folding table with an off-white plastic top
- Sturdy dark grey metal legs and frame
- Wipe-clean top with rounded edges

|                                  | Dimensions      | RRP            |
|----------------------------------|-----------------|----------------|
| <b>OF0403WH //</b><br>1220 TABLE | D590 W1220 H725 | <b>£142.00</b> |
| <b>OF0402WH //</b><br>1520 TABLE | D730 W1520 H725 | <b>£198.00</b> |
| <b>OF0401WH //</b><br>1820 TABLE | D750 W1820 H725 | <b>£235.00</b> |

FR: Low  
Material: Polypropylene  
Storage: Folding

#### FINISH

OFF  
WHITE  
WH

2 YR  
COMPONENT  
GUARANTEE

100 KG  
WEIGHT  
TOLERANCE

8 H  
HOURS USAGE

# FAN BACK FOLDING CHAIR



- Available in blue, charcoal and burgundy finish
- Folds flat for neat and easy storage
- Comfortable contoured seat and back
- Integral linking clip
- Overall dimensions: D560 W470 H900

|   | Seat Dimensions | Back Dimensions |
|---|-----------------|-----------------|
| <b>TCFAFC2LK //</b><br>FAN BACK FOLDING CHAIR | D400 W395 H470  | W410 H250       |

FR: Low  
Material: Polypropylene

### FINISHES

|          |          |           |
|----------|----------|-----------|
| BLUE     | CHARCOAL | BURGUNDY  |
| <b>B</b> | <b>C</b> | <b>BU</b> |

# FLAT BACK FOLDING CHAIR

2 YR  
COMPONENT  
GUARANTEE

100 KG  
WEIGHT  
TOLERANCE

8 H  
HOURS USAGE



- With a high, enhanced contoured back, it offers increased levels of style and comfort for longer periods of sitting
- Folds for easy compact storage
- Overall dimensions: D520 W450 H810

|   | Seat Dimensions | Back Dimensions |
|---|-----------------|-----------------|
| <b>TCFLFC //</b><br>FLAT BACK FOLDING CHAIR | D295 W295 H450  | W395 H160       |

FR: Low  
Material: Polypropylene

### FINISHES

|          |          |           |
|----------|----------|-----------|
| BLUE     | CHARCOAL | BURGUNDY  |
| <b>B</b> | <b>C</b> | <b>BU</b> |

2 YR  
COMPONENT  
GUARANTEE

80 KG  
WEIGHT  
TOLERANCE

# FOLDING CHAIR TROLLEY



- Easy to control with two swivel and two fixed castors
- Simple assembly



| Dimensions                               |                  |
|--|------------------|
| <b>TC40T</b> //<br>40 CAPACITY TROLLEY   | D1267 W600 H473  |
| <b>TC70T</b> //<br>70 CAPACITY TROLLEY   | D1750 W790 H1100 |
| <b>TC140T</b> //<br>140 CAPACITY TROLLEY | D1750 W790 H2250 |

**FINISH**

- BLACK
- BK



# SOFT SEATING

// 09

Stand out from the crowd! Elevate your office with our exceptional range of collaborative spaces, booths, and sofas. Make a statement with bold fabrics and unlimited configurations.



# SECTION CONTENTS



**PHONIC HIGH**  
Page 96



**PHONIC LOW**  
Page 98



**BUTTON**  
Page 100



**KONA HIGH STOOL**  
Page 102



**KONA CHAIR**  
Page 102



**JADE ARMCHAIR**  
Page 104



**PEARL ARMCHAIR**  
Page 104



**ICEBERG WITH METAL FOOT**  
Page 108



**ICEBERG WITH WOODEN FOOT**  
Page 109



**TUB ARMCHAIR AND SOFA**  
Page 110



**TUB LUX ARMCHAIR AND SOFA**  
Page 111



**GLACIER**  
Page 112



**GLACIER TABLE**  
Page 113



**RUBIC**  
Page 113



**CONTRACT STOOLS**  
Page 114



**COFFEE TABLES**  
Page 115

# PHONIC HIGH ARMCHAIR

5 YR  
COMPONENT  
GUARANTEE

2 YR  
UPHOLSTERY  
GUARANTEE

115 KG  
WEIGHT  
TOLERANCE

8 H  
HOURS USAGE

MADE  
TO  
ORDER



- An armchair with solid high arms and back to provide privacy and noise reduction while working
- We can supply optional power modules which can be intergrated into tables and infill panels. Please see pages 254 - 255 for power options
- Stylish black feet
- Priced in Camira Advantage fabric
- Overall dimensions: D750 W820 H1350

|  | Seat Dimensions | Back Dimensions | RRP              |
|--|-----------------|-----------------|------------------|
| <b>OF3901</b> //<br>PHONIC HIGH ARMCHAIR | D550 W550 H450  | W550 H850       | <b>£1,720.00</b> |

**Unlimited Fabric**  
Please call for pricing

FR: Subject to fabric selected  
Fabric: 100% Man-Made

FABRIC FINISH



# PHONIC HIGH 2 SEATER SOFA

5 YR  
COMPONENT  
GUARANTEE

2 YR  
UPHOLSTERY  
GUARANTEE

230 KG  
WEIGHT  
TOLERANCE

8 H  
HOURS USAGE

MADE  
TO  
ORDER



- A two seater sofa with solid high arms and back to provide privacy and noise reduction while working
- We can supply optional power modules which can be intergrated into tables and infill panels. Please see pages 254 - 255 for power options
- Stylish black feet
- Priced in Camira Advantage fabric
- Overall dimensions: D750 W1350 H1350

|   | Seat Dimensions | Back Dimensions | RRP              |
|---|-----------------|-----------------|------------------|
| <b>OF3902</b> //<br>PHONIC HIGH 2 SEATER SOFA | D550 W1100 H450 | W1100 H850      | <b>£2,001.00</b> |

**Unlimited Fabric**  
Please call for pricing

FR: Subject to fabric selected  
Fabric: 100% Man-Made

FABRIC FINISH





# PHONIC HIGH 3 SEATER SOFA

5 YR  
COMPONENT  
GUARANTEE

2 YR  
UPHOLSTERY  
GUARANTEE

345 KG  
WEIGHT  
TOLERANCE

8 H  
HOURS USAGE

MADE  
TO  
ORDER



- A three seater sofa with solid high arms and back to provide privacy and noise reduction while working
- We can supply optional power modules which can be intergrated into tables and infill panels. Please see pages 254 - 255 for power options
- Stylish black feet
- Priced in Camira Advantage fabric
- Overall dimensions: D750 W1900 H1350

|   | Seat Dimensions | Back Dimensions | RRP              | Unlimited Fabric        |
|---|-----------------|-----------------|------------------|-------------------------|
| <b>OF3903 //</b><br>PHONIC HIGH 3 SEATER SOFA | D550 W1650 H450 | W1650 H850      | <b>£2,113.00</b> | Please call for pricing |

FR: Subject to fabric selected  
Fabric: 100% Man-Made

## FABRIC FINISH



# HIGH INFILL PANEL & TABLE

5 YR  
COMPONENT  
GUARANTEE

2 YR  
UPHOLSTERY  
GUARANTEE

MADE  
TO  
ORDER



- Single leg table can only be used with the Phonic infill panel for three seater sofa
- Supplied with all fittings needed
- Priced in Camira Advantage fabric

|  | Dimensions            | RRP            | Unlimited Fabric        |
|--|-----------------------|----------------|-------------------------|
| <b>OF3903FUI //</b><br>HIGH INFILL PANEL & TABLE | W1000 H1275           | <b>£728.00</b> | Please call for pricing |
| <b>OF0903TAB //</b><br>TABLE                     | D910 - 400 W1400 H711 | <b>£367.00</b> |                         |

## FABRIC FINISH



FR: Subject to fabric selected (infill panel only)  
Fabric: 100% Man-Made

## MADE TO ORDER TABLE FINISHES // MADE TO ORDER LEG FINISHES

|       |          |             |          |       |       |    |        |       |
|-------|----------|-------------|----------|-------|-------|----|--------|-------|
| BEECH | NOVA OAK | DARK WALNUT | GREY OAK | MAPLE | WHITE | // | SILVER | BLACK |
| BE    | NO       | DW          | GO       | MA    | WH    |    | SV     | BK    |

# PHONIC LOW ARMCHAIR

**5YR**  
COMPONENT  
GUARANTEE

**2YR**  
UPHOLSTERY  
GUARANTEE

**115KG**  
WEIGHT  
TOLERANCE

**8H**  
HOURS USAGE

**MADE  
TO  
ORDER**



- An armchair with solid arms and back to provide privacy and noise reduction while working
- We can supply optional power modules which can be intergrated into tables and infill panels. Please see pages 254 - 255 for power options
- Stylish black feet
- Priced in Camira Advantage fabric
- Overall dimensions: D750 W820 H940

|   | Seat Dimensions | Back Dimensions | RRP              |
|---|-----------------|-----------------|------------------|
| <b>OF3900</b> //<br>PHONIC LOW ARMCHAIR | D550 W550 H450  | W550 H490       | <b>£1,566.00</b> |

**Unlimited Fabric**  
Please call for pricing

FR: Subject to fabric selected  
Fabric: 100% Man-Made

**FABRIC FINISH**



# PHONIC LOW 2 SEATER SOFA

**5YR**  
COMPONENT  
GUARANTEE

**2YR**  
UPHOLSTERY  
GUARANTEE

**230KG**  
WEIGHT  
TOLERANCE

**8H**  
HOURS USAGE

**MADE  
TO  
ORDER**



- A two seater sofa with solid arms and back to provide privacy and noise reduction while working
- We can supply optional power modules which can be intergrated into tables and infill panels. Please see pages 254 - 255 for power options
- Stylish black feet
- Priced in Camira Advantage fabric
- Overall dimensions: D750 W1300 H940

|  | Seat Dimensions | Back Dimensions | RRP              |
|--|-----------------|-----------------|------------------|
| <b>OF3904</b> //<br>PHONIC LOW 2 SEATER SOFA | D550 W1100 H450 | W1100 H490      | <b>£1,804.00</b> |

**Unlimited Fabric**  
Please call for pricing

FR: Subject to fabric selected  
Fabric: 100% Man-Made

**FABRIC FINISH**



# PHONIC LOW 3 SEATER SOFA

5 YR  
COMPONENT  
GUARANTEE

2 YR  
UPHOLSTERY  
GUARANTEE

345 KG  
WEIGHT  
TOLERANCE

8 H  
HOURS USAGE

MADE  
TO  
ORDER



- A three seater sofa with solid arms and back to provide privacy and noise reduction while working
- We can supply optional power modules which can be intergrated into tables and infill panels. Please see pages 254 - 255 for power options
- Stylish black feet
- Priced in Camira Advantage fabric
- Overall dimensions: D750 W1900 H940

|                                    | Seat Dimensions | Back Dimensions | RRP       | Unlimited Fabric        |
|------------------------------------|-----------------|-----------------|-----------|-------------------------|
| OF3905 // PHONIC LOW 3 SEATER SOFA | D550 W1650 H450 | W1650 H490      | £2,138.00 | Please call for pricing |

FR: Subject to fabric selected  
Fabric: 100% Man-Made

## FABRIC FINISH



# LOW INFILL PANEL & TABLE

5 YR  
COMPONENT  
GUARANTEE

2 YR  
UPHOLSTERY  
GUARANTEE

MADE  
TO  
ORDER



- Single leg table can only be used with the Phonic infill panel for three seater sofa
- Supplied with all fittings needed
- Priced in Camira Advantage fabric

|                                       | Overall Dimensions | RRP     | Unlimited Fabric        |
|---------------------------------------|--------------------|---------|-------------------------|
| OF3906FUI // LOW INFILL PANEL & TABLE | W1000 H940         | £573.00 | Please call for pricing |

## FABRIC FINISH



## MADE TO ORDER TABLE FINISHES // MADE TO ORDER LEG FINISHES

|       |          |             |          |       |       |    |        |       |
|-------|----------|-------------|----------|-------|-------|----|--------|-------|
| BEECH | NOVA OAK | DARK WALNUT | GREY OAK | MAPLE | WHITE | // | SILVER | BLACK |
| BE    | NO       | DW          | GO       | MA    | WH    |    | SV     | BK    |

# BUTTON ARMCHAIR

**5**YR  
COMPONENT  
GUARANTEE

**2**YR  
UPHOLSTERY  
GUARANTEE

**115**KG  
WEIGHT  
TOLERANCE

**8**H  
HOURS USAGE

MADE  
TO  
ORDER



- We can supply optional power modules which can be intergrated into the armchair. Please see pages 254 - 255 for power options
- Coloured button upholstery detailing and black feet complete the look
- Priced in Camira Advantage fabric
- Overall dimensions: D750 W840 H770

|                                     | Seat Dimensions | Back Dimensions | RRP              |
|-------------------------------------|-----------------|-----------------|------------------|
| <b>OF1701</b> //<br>BUTTON ARMCHAIR | D530 W600 H430  | W600 H340       | <b>£1,206.00</b> |

**Unlimited Fabric**

Please call for pricing

**FABRIC FINISH**



FR: Subject to fabric selected  
Fabric: 100% Man-Made

# BUTTON 2 SEATER SOFA

**5**YR  
COMPONENT  
GUARANTEE

**2**YR  
UPHOLSTERY  
GUARANTEE

**230**KG  
WEIGHT  
TOLERANCE

**8**H  
HOURS USAGE

MADE  
TO  
ORDER



- We can supply optional power modules which can be intergrated into the sofa. Please see pages 254 - 255 for power options
- Coloured button upholstery detailing and black feet complete the look
- Priced in Camira Advantage fabric
- Overall dimensions: D750 W1440 H770

|  | Seat Dimensions | Back Dimensions | RRP              |
|--|-----------------|-----------------|------------------|
| <b>OF1702</b> //<br>BUTTON 2 SEATER SOFA | D530 W1200 H430 | W1200 H340      | <b>£1,474.00</b> |

**Unlimited Fabric**

Please call for pricing

**FABRIC FINISH**



FR: Subject to fabric selected  
Fabric: 100% Man-Made

# BUTTON 3 SEATER SOFA


5YR  
COMPONENT  
GUARANTEE

2YR  
UPHOLSTERY  
GUARANTEE

345KG  
WEIGHT  
TOLERANCE

8H  
HOURS USAGE

MADE  
TO  
ORDER



- We can supply optional power modules which can be intergrated into the sofa. Please see pages 254 - 255 for power options
- Coloured button upholstery detailing and black feet complete the look
- Priced in Camira Advantage fabric
- Overall dimensions: D750 W2040 H770

|                                   | Seat Dimensions | Back Dimensions | RRP       | Unlimited Fabric        |
|-----------------------------------|-----------------|-----------------|-----------|-------------------------|
| OF1703 //<br>BUTTON 3 SEATER SOFA | D530 W1800 H430 | W1800 H340      | £1,872.00 | Please call for pricing |

FR: Subject to fabric selected  
Fabric: 100% Man-Made

#### FABRIC FINISH



# KONA HIGH STOOL

5 YR  
COMPONENT  
GUARANTEE

2 YR  
UPHOLSTERY  
GUARANTEE

115 KG  
WEIGHT  
TOLERANCE

5 H  
HOURS USAGE

MADE  
TO  
ORDER



- Black industrial style wire frame
- Perfect for use in bistros, cafés and break-out areas
- Available in an Italian polyester fabric. Contact sales for further information
- Overall dimensions: D560 W465 H975

// NOTE: This chair can be two tone or soild colours

|                                | Seat Dimensions | Back Dimensions | RRP     |
|--------------------------------|-----------------|-----------------|---------|
| CH0760CVTUN // KONA HIGH STOOL | D370 W435 H770  | W435 H225       | £414.00 |

**Unlimited Fabric**  
Please call for pricing

FR: Med  
Fabric: 100% Man-Made

FABRIC FINISH



# KONA CHAIR

5 YR  
COMPONENT  
GUARANTEE

2 YR  
UPHOLSTERY  
GUARANTEE

115 KG  
WEIGHT  
TOLERANCE

5 H  
HOURS USAGE

MADE  
TO  
ORDER



- Black industrial style wire frame
- Deep seat and back for contemporary and comfortable seating
- Optional tablet
- Available in an Italian polyester fabric. Contact sales for further information
- Overall dimensions: D710 W670 H760

// NOTE: This chair can be two tone or soild colours

|                                       | Seat Dimensions | Back Dimensions | RRP     |
|---------------------------------------|-----------------|-----------------|---------|
| CH0761CVTUN // KONA CHAIR             | D490 W670 H440  | W670 H440       | £557.00 |
| CH0763CVTUN // KONA CHAIR WITH TABLET | D490 W670 H440  | W670 H440       | £637.00 |

**Unlimited Fabric**  
Please call for pricing

FR: Med  
Fabric: 100% Man-Made

FABRIC FINISH





5YR  
COMPONENT  
GUARANTEE

2YR  
UPHOLSTERY  
GUARANTEE

115KG  
WEIGHT  
TOLERANCE

5<sup>H</sup>  
HOURS USAGE

# JADE ARMCHAIR



- Available in three colours
- Black industrial steel style frame
- Deep seat and back for contemporary but comfortable seating
- Overall dimensions: D790 W640 H825

|                         | Seat Dimensions | Back Dimensions | RRP     |
|-------------------------|-----------------|-----------------|---------|
| OF0704 // JADE ARMCHAIR | D655 W600 H430  | W585 H490       | £366.00 |

FR: Med  
Fabric: 100% Man-Made

#### FABRIC FINISHES

|      |      |         |
|------|------|---------|
| GREY | NAVY | MUSTARD |
| GR   | NA   | MU      |

# PEARL ARMCHAIR

5YR  
COMPONENT  
GUARANTEE

2YR  
UPHOLSTERY  
GUARANTEE

115KG  
WEIGHT  
TOLERANCE

5<sup>H</sup>  
HOURS USAGE



- Available in three colours
- Black industrial steel style frame
- Deep seat and back for contemporary but comfortable seating
- Overall dimensions: D760 W660 H860

|                          | Seat Dimensions | Back Dimensions | RRP     |
|--------------------------|-----------------|-----------------|---------|
| OF0705 // PEARL ARMCHAIR | D500 W530 H425  | W490 H530       | £439.00 |

FR: Med  
Fabric: 100% Man-Made

#### FABRIC FINISHES

|      |      |         |
|------|------|---------|
| GREY | NAVY | MUSTARD |
| GR   | NA   | MU      |





# THE KUDDLE RANGE



## KUDDLE SOFAS & ARMCHAIRS

Transform your office space into a vibrant hub of creativity and comfort with our exquisite range of low armchairs and sofas, available as fixed or mobile. Say goodbye to the monotony of a tired workspace and hello to a rejuvenating oasis that seamlessly combines work, dining, and social connections.

Whether you envision dynamic breakout zones, a cosy spot for reading reports, or a modernised aesthetic for your work environment, our armchairs, two-seater, and three-seater sofas are the ultimate solution for every workspace need.


**Contact us now for our latest Kuddle range brochure.**

Unleash your creativity by choosing from various fabrics to upholster our low seating, allowing you to make a bold and unique statement that reflects your style. Elevate collaboration, productivity, and socialisation with our high seating, designed to offer openness and privacy. This versatile seating option is a testament to innovation, providing a connective space for presentations, casual meetings, and collaborative projects.

Crafted with precision in the UK, our soft seating range offers a fully customisable experience, tailoring every detail to meet your unique needs and preferences. From an extensive selection of fabrics to personalised upholstery that aligns with your taste and brand aesthetics, we create a perfect space for you and your business.

Experience the freedom of customisation with our bespoke sizing options, ensuring our products seamlessly integrate into your compact or open space. Our metal legs and frames, available in standard black or white powder coat finish, can also be customised to match your office decor precisely.

Ready to transform your workspace into a haven of creativity and style? Contact us now to embark on a journey of tailor-made solutions that bring your vision to life. Let's create a workspace that resonates with your brand and fosters a consistent style and feel. Reach out to our sales team today to redefine your office experience!



## KUDDLE RETREATS

Step into a world of unparalleled openness with our invigorating retreats! Immerse yourself in a space that promotes collaboration and boasts optional integrated USB, media connectivity and plug ports, ensuring you stay connected effortlessly.

Our retreats are tailored to seamlessly transform breakout areas, meeting spots, and presentation spaces. Whether you crave an environment for casual brainstorming sessions or a discreet haven to take important calls, our retreats adapt to your every need. Embrace the future of dynamic workspaces with our open retreats, available in 2, 4, and 6-person configurations.



## KUDDLE MEETING ROOMS & PHONEBOOTHS

Kuddle glass retreats and phonebooths are meticulously crafted to transform your workspace into a hub of innovation and focus.

Whether you're seeking a sanctuary for collaboration or a quiet haven for crucial calls amid office hustle, our solutions redefine how you work.

Elevate your meeting rooms with a personal flair - choose from a wide spectrum of fabrics, or opt for the bold statement of wood cladding or other materials.

Each piece, designed and manufactured in the UK, becomes a canvas for your unique vision, creating an individualised space that resonates with your brand identity.

Our commitment to customisation extends beyond aesthetics. Our soft seating range embraces bespoke sizing, ensuring a seamless fit within your cosy or expansive space.

Ready to redefine your workspace? Contact the sales team now to embark on a journey of personalised innovation and functionality. Your ideal workspace is just a call away!

# ICEBERG ARMCHAIR METAL FOOT

5 YR  
COMPONENT  
GUARANTEE

2 YR  
UPHOLSTERY  
GUARANTEE

115 KG  
WEIGHT  
TOLERANCE

5 H  
HOURS USAGE

MADE  
TO  
ORDER



- A modern leather-faced armchair with silver metal feet
- Deep cushions and arms
- Leather faced or with unlimited fabric choice
- Overall dimensions: D740 W850 H820

|   | Seat Dimensions | Back Dimensions | RRP              |
|---|-----------------|-----------------|------------------|
| <b>OF0300</b> //<br>ICEBERG BLACK<br>METAL FOOT ARMCHAIR                  | D520 W540 H480  | W540 H340       | <b>£873.00</b>   |
| <b>OF0300FUB1UN</b> //<br>ICEBERG UNLIMITED FABRIC<br>METAL FOOT ARMCHAIR | D530 W540 H450  | W580 H360       | <b>£1,261.00</b> |

FR: Low  
Fabric: Leather-faced

STOCKED FINISH



MADE TO ORDER FINISH



# ICEBERG SOFA METAL FOOT

5 YR  
COMPONENT  
GUARANTEE

2 YR  
UPHOLSTERY  
GUARANTEE

230 KG  
WEIGHT  
TOLERANCE

5 H  
HOURS USAGE

MADE  
TO  
ORDER



- A modern leather-faced two seater sofa with silver metal feet
- Deep cushions and arms
- Leather faced or with unlimited fabric choice
- Overall dimensions: D740 W1380 H820

|   | Seat Dimensions | Back Dimensions | RRP              |
|---|-----------------|-----------------|------------------|
| <b>OF0301</b> //<br>ICEBERG BLACK<br>METAL FOOT SOFA                  | D520 W1080 H480 | W1080 H340      | <b>£1,159.00</b> |
| <b>OF0301FUB1UN</b> //<br>ICEBERG UNLIMITED FABRIC<br>METAL FOOT SOFA | D530 W1090 H450 | W1090 H360      | <b>£1,500.00</b> |

FR: Low  
Fabric: Leather-faced

STOCKED FINISH



MADE TO ORDER FINISH



# ICEBERG ARMCHAIR WOODEN FOOT

5 YR  
COMPONENT  
GUARANTEE

2 YR  
UPHOLSTERY  
GUARANTEE

115 KG  
WEIGHT  
TOLERANCE

5 H  
HOURS USAGE

MADE  
TO  
ORDER



- A modern fabric armchair with wooden feet
- Deep cushions and arms
- Overall dimensions: D760 W850 H810

|   | Seat Dimensions | Back Dimensions | RRP       |
|---|-----------------|-----------------|-----------|
| OF0300WDB1UN //<br>ICEBERG UNLIMITED FABRIC<br>WOODEN FOOT ARMCHAIR | D530 W540 H450  | W580 H360       | £1,261.00 |

FR: Low  
Fabric: 100% Man-made

MADE TO ORDER FINISH



# ICEBERG SOFA WOODEN FOOT

5 YR  
COMPONENT  
GUARANTEE

2 YR  
UPHOLSTERY  
GUARANTEE

230 KG  
WEIGHT  
TOLERANCE

5 H  
HOURS USAGE

MADE  
TO  
ORDER



- A modern fabric armchair with wooden feet
- Deep cushions and arms
- Overall dimensions: D760 W1340 H810

|   | Seat Dimensions | Back Dimensions | RRP       |
|---|-----------------|-----------------|-----------|
| OF0301WDB1UN //<br>ICEBERG UNLIMITED FABRIC<br>WOODEN FOOT SOFA | D530 W1090 H450 | W1090 H360      | £1,500.00 |

FR: Low  
Fabric: 100% Man-made

MADE TO ORDER FINISH



# TUB ARMCHAIR

**5**YR  
COMPONENT  
GUARANTEE

**2**YR  
UPHOLSTERY  
GUARANTEE

**115**KG  
WEIGHT  
TOLERANCE

**5**H  
HOURS USAGE



- A stylish and comfortable armchair upholstered in durable PU
- Plush cushioned back with stylish stitching detail
- Overall dimensions: D610 W680 H750

|   | Seat Dimensions | Back Dimensions | RRP            |
|---|-----------------|-----------------|----------------|
| <b>OF0201</b> //<br>TUB LEATHER LOOK ARMCHAIR | D480 W445 H445  | W470 H330       | <b>£466.00</b> |

FR: Med  
Fabric: Leather-look

**FINISH**

BLACK

BK

# TUB SOFA

**5**YR  
COMPONENT  
GUARANTEE

**2**YR  
UPHOLSTERY  
GUARANTEE

**230**KG  
WEIGHT  
TOLERANCE

**5**H  
HOURS USAGE



- A comfortable and durable two seater PU sofa, ideal for any waiting area or break room
- Plush cushioned back with stylish stitching detail
- Overall dimensions: D610 W1240 H750

|   | Seat Dimensions | Back Dimensions | RRP            |
|---|-----------------|-----------------|----------------|
| <b>OF0200</b> //<br>TUB LEATHER LOOK SOFA | D480 W1010 H445 | W590 H330       | <b>£700.00</b> |

FR: Med  
Fabric: Leather-look

**FINISH**

BLACK

BK

# TUB LUX ARMCHAIR

2 YR  
COMPONENT  
GUARANTEE

2 YR  
UPHOLSTERY  
GUARANTEE

115 KG  
WEIGHT  
TOLERANCE

5 H  
HOURS USAGE



- Stylish tub armchair, available in 6 exciting colours
- Deep cushioned seat and back upholstered in PU
- Overall dimensions: D620 W680 H740

|                                 | Seat Dimensions | Back Dimensions | RRP     |
|---------------------------------|-----------------|-----------------|---------|
| OF2201ML //<br>TUB LUX ARMCHAIR | D680 W470 H420  | W520 H350       | £558.00 |

FR: Med  
Fabric: Leather-look

## FINISHES

|      |      |        |     |          |       |
|------|------|--------|-----|----------|-------|
| LIME | BLUE | ORANGE | RED | SKY BLUE | BLACK |
| L    | B    | OR     | RD  | SB       | BK    |

# TUB LUX SOFA

2 YR  
COMPONENT  
GUARANTEE

2 YR  
UPHOLSTERY  
GUARANTEE

230 KG  
WEIGHT  
TOLERANCE

5 H  
HOURS USAGE



- Stylish tub sofa, available in 6 exciting colours
- Deep cushioned seat and back upholstered in PU
- Overall dimensions: D620 W1230 H740

|                             | Seat Dimensions | Back Dimensions | RRP       |
|-----------------------------|-----------------|-----------------|-----------|
| OF2200ML //<br>TUB LUX SOFA | D500 W1020 H420 | W1040 H340      | £1,095.00 |

FR: Low  
Fabric: Leather-look

## FINISHES

|      |      |        |     |          |       |
|------|------|--------|-----|----------|-------|
| LIME | BLUE | ORANGE | RED | SKY BLUE | BLACK |
| L    | B    | OR     | RD  | SB       | BK    |

# GLACIER

5YR  
COMPONENT  
GUARANTEE

2YR  
UPHOLSTERY  
GUARANTEE

115KG  
WEIGHT  
TOLERANCE

8H  
HOURS USAGE



- Fully upholstered modular reception chair
  - Deep foam seat and back with black plastic feet
  - Overall dimensions: D700 W620 H790
- // **NOTE:** Colour may vary. Contact sales for more information

|                               | Seat Dimensions | Back Dimensions | RRP     |
|-------------------------------|-----------------|-----------------|---------|
| OF0601 //<br>GLACIER ARMCHAIR | D475 W620 H380  | W620 H390       | £344.00 |

FR: Med  
Fabric: 100% Man-Made

#### FABRIC FINISHES

|               |          |
|---------------|----------|
| ROYAL<br>BLUE | CHARCOAL |
| RB            | CH       |

# GLACIER ARM

5YR  
COMPONENT  
GUARANTEE

2YR  
UPHOLSTERY  
GUARANTEE

115KG  
WEIGHT  
TOLERANCE

8H  
HOURS USAGE



- Single arm for the Glacier range of modular reception seating
  - Fully upholstered and generously padded
  - Can be used as a left or right arm
- // **NOTE:** Sold as singles and colour may vary. Contact sales for more information

|                          | Dimensions    | RRP     |
|--------------------------|---------------|---------|
| OF0602 //<br>GLACIER ARM | D650 W90 H610 | £103.00 |

FR: Med  
Fabric: 100% Man-Made

#### FABRIC FINISHES

|               |          |
|---------------|----------|
| ROYAL<br>BLUE | CHARCOAL |
| RB            | CH       |



# GLACIER TABLE

5 YR  
COMPONENT  
GUARANTEE

2 YR  
UPHOLSTERY  
GUARANTEE

115 KG  
WEIGHT  
TOLERANCE



- Square low table with light beech top and upholstered sides
- Ideal for use with Glacier chairs
- Black plastic feet for stability

|                            | Dimensions     | RRP     |
|----------------------------|----------------|---------|
| OF0603 //<br>GLACIER TABLE | D620 W620 H370 | £234.00 |

FR: Med  
Fabric: 100% Man-Made

#### FABRIC FINISHES



# RUBIC

5 YR  
COMPONENT  
GUARANTEE

2 YR  
UPHOLSTERY  
GUARANTEE

115 KG  
WEIGHT  
TOLERANCE

8 H  
HOURS USAGE



- A comfortable and durable waiting room chair
- Deep foam seat and back with black metal legs
- Overall dimensions: D670 W520 H800

|                          | Seat Dimensions | Back Dimensions | RRP     |
|--------------------------|-----------------|-----------------|---------|
| OF0307 //<br>RUBIC CHAIR | D550 W530 H430  | W530 H390       | £336.00 |

#### Unlimited Fabric

Please call for pricing

FR: Med  
Fabric: 100% Man-Made

#### STOCKED FABRIC FINISHES



#### MADE TO ORDER FINISH



FOR  
CONTRACT  
TABLES  
SEE PAGE  
246

5YR  
COMPONENT  
GUARANTEE

MADE  
TO  
ORDER

# CONTRACT STOOLS



## HIGH STOOL WITH WIRE FOOTREST

|             |            | Dimensions |     |     | RRP     |
|-------------|------------|------------|-----|-----|---------|
|             |            | W          | D   | H   |         |
| CH2687PUN   | Plain Top  | 390        | 390 | 830 | £517.00 |
| CH2687BTNUN | Button Top | 390        | 390 | 830 | £559.00 |

## HIGH STOOL WITH TUBE FOOTREST

|             |            | Dimensions |     |     | RRP     |
|-------------|------------|------------|-----|-----|---------|
|             |            | W          | D   | H   |         |
| CH2688PUN   | Plain Top  | 390        | 390 | 830 | £528.00 |
| CH2688BTNUN | Button Top | 390        | 390 | 830 | £571.00 |



## LOW STOOL WITH CUT-OUT

|             |            | Dimensions |     |     | RRP     |
|-------------|------------|------------|-----|-----|---------|
|             |            | W          | D   | H   |         |
| CH2686PUN   | Plain Top  | 390        | 390 | 500 | £440.00 |
| CH2686BTNUN | Button Top | 390        | 390 | 500 | £484.00 |

FR: Med  
Fabric: 100% Man-Made

### FABRIC FINISH



### FRAME FINISHES

|       |        |       |
|-------|--------|-------|
| WHITE | SILVER | BLACK |
| WH    | SV     | BK    |

# COFFEE TABLES



- Great for reception, or breakout spaces



- Ideal for reception areas

## VENTI COFFEE TABLE

|       | Dimensions |      |     | RRP     |
|-------|------------|------|-----|---------|
|       | W          | D    | H   |         |
| VCT80 | 800        | 800  | 350 | £724.00 |
| VCT12 | 1200       | 1200 | 350 | £924.00 |

### MADE TO ORDER TOP FINISHES

|            |                      |              |                   |      |       |
|------------|----------------------|--------------|-------------------|------|-------|
| ANTHRACITE | BLACK                | ELLMAU BEECH | GREY NEBRASKA OAK | GREY | BLACK |
| ANT        | BK                   | B            | GNO               | GRY  | BK    |
| SORANO OAK | NATURAL NEBRASKA OAK | WHITE        |                   |      |       |
| SO         | NNO                  | WHT          |                   |      |       |

### FRAME FINISH

## ICEBERG TABLE

|        |             | Dimensions |     |     | RRP     |
|--------|-------------|------------|-----|-----|---------|
|        |             | W          | D   | H   |         |
| OF0303 | Square      | 650        | 650 | 425 | £215.00 |
| OF0302 | Rectangular | 1050       | 650 | 425 | £263.00 |

### FINISH

|       |
|-------|
| BEECH |
| BE    |



- FR: Low
- Material: Wood veneer or lacquer

## ASTRAL LOW

|        | Dimensions |     |     | RRP     |
|--------|------------|-----|-----|---------|
|        | W          | D   | H   |         |
| CH2677 | 600        | 600 | 425 | £289.00 |

### TOP FINISHES // FRAME FINISH

|       |             |       |    |        |
|-------|-------------|-------|----|--------|
| BEECH | DARK WALNUT | WHITE | // | CHROME |
| BE    | DW          | WH    | // | CR     |



## TRIPOD COFFEE TABLE

|        | Dimensions |     |     | RRP     |
|--------|------------|-----|-----|---------|
|        | W          | D   | H   |         |
| CH2670 | 500        | 500 | 400 | £203.00 |
| CH2671 | 500        | 500 | 440 | £212.00 |
| CH2672 | 750        | 750 | 520 | £302.00 |

### FINISH

|       |
|-------|
| WHITE |
| WH    |

# AZTEC COLLECTION

// 10

Do you have an office that doesn't meet your needs? Revitalise your office space with this incredible, broad range of wooden furniture in seven modern colour finishes.



# CONTENTS

## SECTION GUIDE



**BENCH**  
Page 120 - 123



**HEIGHT ADJUSTABLE DESKS**  
Page 124 - 125



**GOAL POST LEG**  
Page 126



**UPRIGHT LEG**  
Page 128 - 131



**PANEL**  
Page 132 - 135



**PEDESTALS & FILING**  
Page 136 - 137



**WOODEN BOOKCASES & CUPBOARDS**  
Page 138 - 140



**TAMBOURS**  
Page 141



**TILTING & FOLDING TABLES**  
Page 142-145



**MULTIPURPOSE TABLES**  
Page 146

## FINISHES

### TOP FINISHES

|       |          |          |             |       |       |       |
|-------|----------|----------|-------------|-------|-------|-------|
| BEECH | NOVA OAK | GREY OAK | DARK WALNUT | MAPLE | WHITE | BLACK |
| BE    | NO       | GO       | DW          | MA    | WH    | BK    |

### FRAME FINISHES

|       |       |        |
|-------|-------|--------|
| WHITE | BLACK | SILVER |
| WH    | BK    | SV     |

\*Some finishes may be made to order, please check product page for more information

## ABOUT AZTEC COLLECTION

The Aztec collection is our most extensive range of desking and storage, designed to bring a breath of fresh air to your workspace. Designed to be the inspiration for you to create your own office masterpiece, choose from a wide range of leg styles, desktop styles, and finishes. Everything you need to fit out an office with furniture is right here.

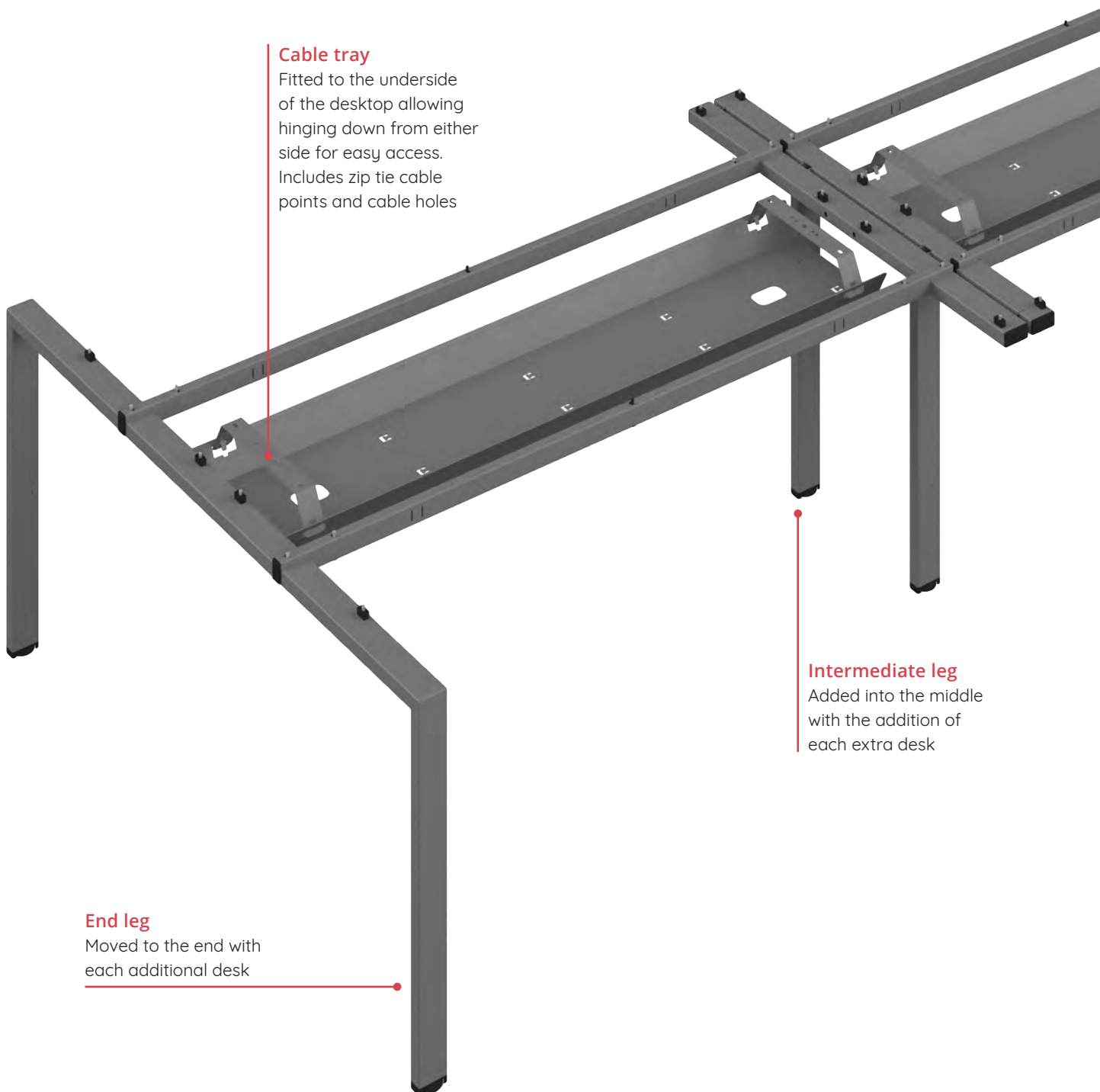
- Desktop thickness 25mm
- Supplied with metal to metal fixings
- Available in 7 wood finishes
- Available in 3 leg finishes
- 5 year warranty

# BENCH EXPLANATION

Bench is a speedy and straightforward system to assemble, using a minimum number of tools. Bench uses laser-cut rails and end legs to allow interference fit 'splicing' of the two parts together, offering unrivalled strength and lateral stability. Fitting of the tops is the final part of this connection, effectively laminating the entire structure together.

Clever 'hinge down' cable trays can be added by merely bolting the cable tray brackets to the tops. Mass cable risers are available to add to the intermediate legs to enable running cables up from the floor by simply bolting in the hook and clipping in place.

Lastly, screens are fitted using 'metal-to-metal' connection by bolting the screen brackets to the legs and then sliding the screens onto the bracket. This connection then offers rigid screen fixing for the ability to mount monitor arms or other accessories as required. For more detail, please see the three simple steps below:



**Cable tray**  
Fitted to the underside of the desktop allowing hinging down from either side for easy access. Includes zip tie cable points and cable holes

**Intermediate leg**  
Added into the middle with the addition of each extra desk

**End leg**  
Moved to the end with each additional desk



### Screens

Metal to metal connection allowing rigid connection for unrivalled strength

### Desktop

Available in 6 finishes and 3 widths

### Cable management riser

Can be added into intermediate leg to help control cables

### STEP 1

Slot cross rails into the end legs; noting orientation and ensuring full engagement. Secure cross rails to end legs using the M6 x 15mm connector bolts on the underside.

Slot cross rails into the intermediate leg or end leg (depending upon starter or extension); ensure full engagement prior to the next step.

Secure cross rails to the intermediate leg using M6 x 15mm connector bolts on underside. Insert end caps into open ends of cross rails. Insert desktop spacers into holes provided on legs.

Locate desktops and secure in place using the M6 x 55mm connector bolts making sure they pass through the desktop spacers, therefore, completing the frame.

### STEP 2

Cable trays first need hanging brackets breaking off each end of the tray. These brackets can then be screwed directly to the pre-inserted positions on the underside of the desktops. The tray then simply hooks in place.

To fit the cable riser, bolt the hook to the underside of the intermediate leg and then hook the side panel in place. Finally, feed cables into position, hook in the opposing panel to enclose the leg.

### STEP 3

Fix the end leg brackets with M8 bolts provided, to the end legs. Then fix the intermediate brackets with the M8 bolts provided to the intermediate leg, then simply slot the screens in place.

The screens can then be linked in-line with the integrated link strips supplied within each screen. Simply remove the upper or lower caps, discard one of the strips and use the remaining link strip by fitting on the centre line of the two screens, thus creating the link. To finish, re-fit the caps in place.

5 YR  
COMPONENT  
GUARANTEE

25MM  
TOP  
THICKNESS

# BACK TO BACK BENCH



## 2 PERSON EXTENSION

| Cut-out Option | Cable Port Option | Dimensions |      |     | RRP     |
|----------------|-------------------|------------|------|-----|---------|
|                |                   | W          | D    | H   |         |
| CB1280CO/2PX   | CB1280CP/2PX      | 1200       | 1600 | 740 | £608.00 |
| CB1480CO/2PX   | CB1480CP/2PX      | 1400       | 1600 | 740 | £639.00 |
| CB1680CO/2PX   | CB1680CP/2PX      | 1600       | 1600 | 740 | £690.00 |

## D-END

|          | Dimensions |     |     | RRP     |
|----------|------------|-----|-----|---------|
|          | W          | D   | H   |         |
| CB1660DE | 1600       | 600 | 740 | £340.00 |

- D-end brackets included as standard and only fits a 2 person unit
- // NOTE:** D-end made to order only

### STOCKED TOP FINISHES // FRAME FINISHES

|       |          |          |       |    |       |        |
|-------|----------|----------|-------|----|-------|--------|
| BEECH | NOVA OAK | GREY OAK | WHITE | // | WHITE | SILVER |
| BE    | NO       | GO       | WH    |    | WH    | SV     |

### MADE TO ORDER TOP FINISHES // FRAME FINISH

|             |       |    |       |
|-------------|-------|----|-------|
| DARK WALNUT | MAPLE | // | BLACK |
| DW          | MA    |    | BK    |





CABLE PORT



CUT-OUT



## 2 PERSON

| Cut-out Option | Cable Port Option | Dimensions |      |     | RRP     |
|----------------|-------------------|------------|------|-----|---------|
|                |                   | W          | D    | H   |         |
| CB1280CO/2P    | CB1280CP/2P       | 1200       | 1600 | 740 | £726.00 |
| CB1480CO/2P    | CB1480CP/2P       | 1400       | 1600 | 740 | £757.00 |
| CB1680CO/2P    | CB1680CP/2P       | 1600       | 1600 | 740 | £808.00 |

## 4 PERSON

| Cut-out Option | Cable Port Option | Dimensions |      |     | RRP       |
|----------------|-------------------|------------|------|-----|-----------|
|                |                   | W          | D    | H   |           |
| CB1280CO/4P    | CB1280CP/4P       | 2400       | 1600 | 740 | £1,331.00 |
| CB1480CO/4P    | CB1480CP/4P       | 2800       | 1600 | 740 | £1,394.00 |
| CB1680CO/4P    | CB1680CP/4P       | 3200       | 1600 | 740 | £1,496.00 |

- Modular bench desking range, ideal for modern offices with scope to expand
- Horizontal and vertical cable management options available
- Black frame, dark walnut and maple tops are made to order - contact sales for lead time

FOR  
BENCH  
ACCESSORIES  
SEE PAGES  
123



5 YR  
COMPONENT  
GUARANTEE

25MM  
TOP  
THICKNESS

# SINGLE BENCH



## 1 PERSON

| Cut-out Option | Cable Port Option | Dimensions |     |     | RRP     |
|----------------|-------------------|------------|-----|-----|---------|
|                |                   | W          | D   | H   |         |
| CB1280CO/1P    | CB1280CP/1P       | 1200       | 800 | 740 | £452.00 |
| CB1480CO/1P    | CB1480CP/1P       | 1400       | 800 | 740 | £467.00 |
| CB1680CO/1P    | CB1680CP/1P       | 1600       | 800 | 740 | £493.00 |

## 2 PERSON

| Cut-out Option | Cable Port Option | Dimensions |     |     | RRP     |
|----------------|-------------------|------------|-----|-----|---------|
|                |                   | W          | D   | H   |         |
| CB1280CO/2SP   | CB1280CP/2SP      | 2400       | 800 | 740 | £788.00 |
| CB1480CO/2SP   | CB1480CP/2SP      | 2800       | 800 | 740 | £820.00 |
| CB1680CO/2SP   | CB1680CP/2SP      | 3200       | 800 | 740 | £871.00 |

### STOCKED TOP FINISHES // FRAME FINISHES

|       |          |          |       |       |        |
|-------|----------|----------|-------|-------|--------|
| BEECH | NOVA OAK | GREY OAK | WHITE | WHITE | SILVER |
| BE    | NO       | GO       | WH    | WH    | SV     |

### MADE TO ORDER TOP FINISHES // FRAME FINISH

|             |       |       |
|-------------|-------|-------|
| DARK WALNUT | MAPLE | BLACK |
| DW          | MA    | BK    |






- Modular bench desking range, ideal for modern offices with scope to expand
- Horizontal and vertical cable management options available
- Black frame, dark walnut and maple tops are made to order - contact sales for lead time

### SINGLE EXTENSION

| Cut-out Option | Cable Port Option | Dimensions |     |     | RRP     |
|----------------|-------------------|------------|-----|-----|---------|
|                |                   | W          | D   | H   |         |
| CB1280CO/1PX   | CB1280CP/1PX      | 1200       | 800 | 740 | £339.00 |
| CB1480CO/1PX   | CB1480CP/1PX      | 1400       | 800 | 740 | £354.00 |
| CB1680CO/1PX   | CB1680CP/1PX      | 1600       | 800 | 740 | £379.00 |


## BENCH ACCESSORIES

**5**  
YR  
COMPONENT  
GUARANTEE




### SINGLE CABLE TRAY 1100W

|            | Dimensions |     |    | RRP    |
|------------|------------|-----|----|--------|
|            | W          | D   | H  |        |
| TCB1000SCT | 1050       | 160 | 55 | £59.00 |



### DOUBLE CABLE TRAY 1200-1500

|            | Dimensions |     |    | RRP    |
|------------|------------|-----|----|--------|
|            | W          | D   | H  |        |
| TCB1215DCT | 1050       | 250 | 80 | £86.00 |



### DOUBLE CABLE TRAY 1600-1800

|            | Dimensions |     |    | RRP     |
|------------|------------|-----|----|---------|
|            | W          | D   | H  |         |
| TCB1618DCT | 1450       | 250 | 80 | £148.00 |



### INTERMEDIATE LEG MASS CABLE RISER

|           | Dimensions |     |     | RRP     |
|-----------|------------|-----|-----|---------|
|           | W          | D   | H   |         |
| TCBINTMCR | 40         | 395 | 505 | £146.00 |

#### MADE TO ORDER FINISHES

|       |       |        |
|-------|-------|--------|
| WHITE | BLACK | SILVER |
| WH    | BK    | SV     |

5 YR  
COMPONENT  
GUARANTEE

25MM  
TOP  
THICKNESS

# BACK TO BACK HEIGHT ADJUSTABLE



- Allows two users to work independantly on the same workspace
- Use of standing desks increase blood flow and improve overall health
- Preset your four optimum working heights using the built-in memory and digital display
- Twin motor
- Anti-collision
- Adjustable feet for levelling
- Featuring an adjustment range of 645-1305mm in height
- Dark walnut and maple tops are made to order - contact sales for lead time

|            | Dimensions |     |            | RRP       |
|------------|------------|-----|------------|-----------|
|            | W          | D   | H          |           |
| ECBB1280CP | 1200       | 800 | 645 - 1305 | £2,031.00 |
| ECBB1480CP | 1400       | 800 | 645 - 1305 | £2,133.00 |
| ECBB1680CP | 1600       | 800 | 645 - 1305 | £2,235.00 |
| ECBB1880CP | 1800       | 800 | 645 - 1305 | £2,337.00 |

### STOCKED TOP FINISHES // FRAME FINISHES

|       |          |          |       |    |       |        |
|-------|----------|----------|-------|----|-------|--------|
| BEECH | NOVA OAK | GREY OAK | WHITE | // | WHITE | SILVER |
| BE    | NO       | GO       | WH    |    | WH    | SV     |

### MADE TO ORDER TOP FINISHES

|             |       |
|-------------|-------|
| DARK WALNUT | MAPLE |
| DW          | MA    |

# TWIN HEIGHT ADJUSTABLE

5 YR  
COMPONENT  
GUARANTEE

25MM  
TOP  
THICKNESS



- The twin height adjustable desk boasts an attractive, clean style with economy in mind
- Use of standing desks increase blood flow and improve overall health
- Preset your four optimum working heights using the built-in memory and digital display
- Twin motor
- Anti-collision
- Adjustable feet for levelling
- Featuring an adjustment range of 645-1305mm in height
- Dark walnut and maple tops are made to order - contact sales for lead time

|            | Dimensions |     |            | RRP     |
|------------|------------|-----|------------|---------|
|            | W          | D   | H          |         |
| ECSS1280CP | 1200       | 800 | 645 - 1305 | £816.00 |
| ECSS1480CP | 1400       | 800 | 645 - 1305 | £846.00 |
| ECSS1680CP | 1600       | 800 | 645 - 1305 | £875.00 |
| ECSS1880CP | 1800       | 800 | 645 - 1305 | £905.00 |

### STOCKED TOP FINISHES // FRAME FINISHES

|       |          |          |       |    |       |        |
|-------|----------|----------|-------|----|-------|--------|
| BEECH | NOVA OAK | GREY OAK | WHITE | // | WHITE | SILVER |
| BE    | NO       | GO       | WH    |    | WH    | SV     |

### MADE TO ORDER TOP FINISHES

|             |       |
|-------------|-------|
| DARK WALNUT | MAPLE |
| DW          | MA    |

# SINGLE MOTOR HEIGHT ADJUSTABLE



|            | Dimensions |     |          | RRP     |
|------------|------------|-----|----------|---------|
|            | W          | D   | H        |         |
| ECSM1280CP | 1200       | 800 | 730-1220 | £571.00 |
| ECSM1480CP | 1400       | 800 | 730-1220 | £582.00 |

- Allows users to easily switch between sitting and standing positions with ease
- Promotes and encourages wellbeing
- Adapt the desk to users' preferences and ergonomic needs

## STOCKED TOP FINISHES // FRAME FINISHES

|       |          |          |             |       |       |    |       |       |
|-------|----------|----------|-------------|-------|-------|----|-------|-------|
| BEECH | NOVA OAK | GREY OAK | DARK WALNUT | WHITE | BLACK | // | WHITE | BLACK |
| BE    | NO       | GO       | DW          | WH    | BK    |    | WH    | BK    |

## MADE TO ORDER TOP FINISH

|       |
|-------|
| MAPLE |
| MA    |



5 YR  
COMPONENT  
GUARANTEE

25MM  
TOP  
THICKNESS

# GOALPOST LEG



## 600 DEEP RECTANGULAR DESK

|           | Dimensions |     |     | RRP     |
|-----------|------------|-----|-----|---------|
|           | W          | D   | H   |         |
| GP1060REC | 1000       | 600 | 730 | £282.00 |
| GP1260REC | 1200       | 600 | 730 | £312.00 |
| GP1460REC | 1400       | 600 | 730 | £345.00 |

## 800 DEEP RECTANGULAR DESK

|           | Dimensions |     |     | RRP     |
|-----------|------------|-----|-----|---------|
|           | W          | D   | H   |         |
| GP1280REC | 1200       | 800 | 730 | £350.00 |
| GP1480REC | 1400       | 800 | 730 | £378.00 |
| GP1680REC | 1600       | 800 | 730 | £405.00 |
| GP1880REC | 1800       | 800 | 730 | £436.00 |





- Ultra modern goalpost leg with modesty panel
- Dark walnut and maple tops are made to order - contact sales for lead time
- Bespoke screen bracket required, contact sales for more details.

FOR  
DESK  
SCREENS  
SEE PAGES  
170 - 174

### RECTANGULAR DESK WITH RETURN

|             |     | Dimensions |     |     |      | RRP     |
|-------------|-----|------------|-----|-----|------|---------|
|             |     | W          | D   | H   | D2   |         |
| GP1680LHRET | L/H | 1600       | 800 | 730 | 1800 | £569.00 |
| GP1680RHRET | R/H | 1600       | 800 | 730 | 1800 | £569.00 |
| GP1880LHRET | L/H | 1800       | 800 | 730 | 1800 | £596.00 |
| GP1880RHRET | R/H | 1800       | 800 | 730 | 1800 | £596.00 |

#### STOCKED TOP FINISHES // FRAME FINISHES

|       |          |          |       |    |       |        |
|-------|----------|----------|-------|----|-------|--------|
| BEECH | NOVA OAK | GREY OAK | WHITE | // | WHITE | SILVER |
| BE    | NO       | GO       | WH    |    | WH    | SV     |

#### MADE TO ORDER TOP FINISHES

|             |       |
|-------------|-------|
| DARK WALNUT | MAPLE |
| DW          | MA    |



5 YR  
COMPONENT  
GUARANTEE

25MM  
TOP  
THICKNESS

# TWIN UPRIGHT LEG



## 600 DEEP RECTANGULAR DESK

|            | Dimensions |     |     | RRP     |
|------------|------------|-----|-----|---------|
|            | W          | D   | H   |         |
| TWU8060REC | 800        | 600 | 730 | £280.00 |
| TWU1260REC | 1200       | 600 | 730 | £330.00 |
| TWU1460REC | 1400       | 600 | 730 | £367.00 |
| TWU1660REC | 1600       | 600 | 730 | £385.00 |
| TWU1860REC | 1800       | 600 | 730 | £418.00 |

## 800 DEEP RECTANGULAR DESK

|            | Dimensions |     |     | RRP     |
|------------|------------|-----|-----|---------|
|            | W          | D   | H   |         |
| TWU8080REC | 800        | 800 | 730 | £280.00 |
| TWU1280REC | 1200       | 800 | 730 | £330.00 |
| TWU1480REC | 1400       | 800 | 730 | £367.00 |
| TWU1680REC | 1600       | 800 | 730 | £385.00 |
| TWU1880REC | 1800       | 800 | 730 | £418.00 |

### STOCKED TOP FINISHES // FRAME FINISHES

|       |          |          |             |       |       |
|-------|----------|----------|-------------|-------|-------|
| BEECH | NOVA OAK | GREY OAK | DARK WALNUT | WHITE | BLACK |
| BE    | NO       | GO       | DW          | WH    | BK    |



|       |       |        |
|-------|-------|--------|
| WHITE | BLACK | SILVER |
| WH    | BK    | SV     |

### MADE TO ORDER TOP FINISH

|       |
|-------|
| MAPLE |
| MA    |







## RADIAL DESK

|               |           | Dimensions |      |     |                | RRP     |
|---------------|-----------|------------|------|-----|----------------|---------|
|               |           | W          | D    | H   | D <sup>2</sup> |         |
| TWU1612(*)RAD | L/H & R/H | 1600       | 1200 | 730 | 800            | £467.00 |
| TWU1812(*)RAD | L/H & R/H | 1800       | 1200 | 730 | 800            | £544.00 |

## FIXED PEDESTALS

|            |          | Dimensions |     |     | RRP     |
|------------|----------|------------|-----|-----|---------|
|            |          | W          | D   | H   |         |
| TESHP2/655 | 2 Drawer | 404        | 655 | 500 | £239.00 |
| TESHP3/655 | 3 Drawer | 404        | 655 | 500 | £239.00 |

\* Please specify LH or RH in code, e.g TWU1612LHRAD for left hand desk

// NOTE: Fixed pedestals only fit the 800 deep desks

- A cost-effective workstation range with white, black or silver cantilever legs and a range of wooden desktop finishes
- Grey cable ports supplied as standard for all top finishes apart from black which has black cable ports
- Adjustable feet for levelling on uneven floors
- Maple tops are made to order - contact sales for lead time

FOR  
DESK  
SCREENS  
SEE PAGES  
170 - 175

FOR  
MATCHING  
STORAGE  
SEE PAGES  
136 - 141



5 YR  
COMPONENT  
GUARANTEE

25MM  
TOP  
THICKNESS

# SINGLE UPRIGHT LEG



## 600 DEEP RECTANGULAR DESK

|           | Dimensions |     |     | RRP     |
|-----------|------------|-----|-----|---------|
|           | W          | D   | H   |         |
| SU8060REC | 800        | 600 | 730 | £280.00 |
| SU1260REC | 1200       | 600 | 730 | £330.00 |
| SU1460REC | 1400       | 600 | 730 | £367.00 |
| SU1660REC | 1600       | 600 | 730 | £385.00 |
| SU1860REC | 1800       | 600 | 730 | £418.00 |

## 800 DEEP RECTANGULAR DESK

|           | Dimensions |     |     | RRP     |
|-----------|------------|-----|-----|---------|
|           | W          | D   | H   |         |
| SU8080REC | 800        | 800 | 730 | £280.00 |
| SU1280REC | 1200       | 800 | 730 | £330.00 |
| SU1480REC | 1400       | 800 | 730 | £367.00 |
| SU1680REC | 1600       | 800 | 730 | £385.00 |
| SU1880REC | 1800       | 800 | 730 | £418.00 |

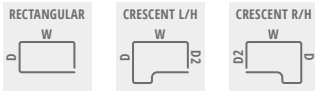
### STOCKED TOP FINISHES // FRAME FINISHES

|       |          |          |             |       |       |    |       |       |        |
|-------|----------|----------|-------------|-------|-------|----|-------|-------|--------|
| BEECH | NOVA OAK | GREY OAK | DARK WALNUT | WHITE | BLACK | // | WHITE | BLACK | SILVER |
| BE    | NO       | GO       | DW          | WH    | BK    |    | WH    | BK    | SV     |

### MADE TO ORDER TOP FINISH

|       |
|-------|
| MAPLE |
| MA    |





### RADIAL DESK

|              |           | Dimensions |      |     |                | RRP     |
|--------------|-----------|------------|------|-----|----------------|---------|
|              |           | W          | D    | H   | D <sup>2</sup> |         |
| SU1612(*)RAD | L/H & R/H | 1600       | 1200 | 730 | 800            | £467.00 |
| SU1812(*)RAD | L/H & R/H | 1800       | 1200 | 730 | 800            | £544.00 |

### FIXED PEDESTALS

|        |          | Dimensions |     |     | RRP     |
|--------|----------|------------|-----|-----|---------|
|        |          | W          | D   | H   |         |
| TESHP2 | 2 Drawer | 450        | 540 | 540 | £230.00 |
| TESHP3 | 3 Drawer | 450        | 540 | 540 | £230.00 |

\* Please specify LH or RH in code, e.g SU1612LHRAD for left hand desk

// NOTE: Fixed pedestals only fit the 800 deep desks

- Modern cantilever leg desk available in white, black and silver legs
- Grey cable ports supplied as standard for all top finishes apart from black which has black cable ports
- Adjustable feet for levelling on uneven floors
- Modesty panels included
- Maple tops are made to order - contact sales for lead time

FOR  
DESK  
SCREENS  
SEE PAGES  
170 - 175

FOR  
MATCHING  
STORAGE  
SEE PAGES  
136 - 141



5 YR  
COMPONENT  
GUARANTEE

25MM  
TOP  
THICKNESS

# PANEL PLUS



## 600 DEEP RECTANGULAR DESK

|            | Dimensions |     |     | RRP     |
|------------|------------|-----|-----|---------|
|            | W          | D   | H   |         |
| PAN8060REC | 800        | 600 | 730 | £280.00 |
| PAN1260REC | 1200       | 600 | 730 | £330.00 |
| PAN1460REC | 1400       | 600 | 730 | £367.00 |
| PAN1660REC | 1600       | 600 | 730 | £385.00 |
| PAN1860REC | 1800       | 600 | 730 | £418.00 |

## 800 DEEP RECTANGULAR DESK

|            | Dimensions |     |     | RRP     |
|------------|------------|-----|-----|---------|
|            | W          | D   | H   |         |
| PAN8080REC | 800        | 800 | 730 | £280.00 |
| PAN1280REC | 1200       | 800 | 730 | £330.00 |
| PAN1480REC | 1400       | 800 | 730 | £367.00 |
| PAN1680REC | 1600       | 800 | 730 | £385.00 |
| PAN1880REC | 1800       | 800 | 730 | £418.00 |

### STOCKED TOP FINISHES

|       |          |          |             |
|-------|----------|----------|-------------|
| BEECH | NOVA OAK | GREY OAK | DARK WALNUT |
| BE    | NO       | GO       | DW          |

### MADE TO ORDER TOP FINISH

|       |
|-------|
| MAPLE |
| MA    |





### RADIAL DESK

|               |           | Dimensions |      |     |                | RRP     |
|---------------|-----------|------------|------|-----|----------------|---------|
|               |           | W          | D    | H   | D <sup>2</sup> |         |
| PAN1612(*)RAD | L/H & R/H | 1600       | 1200 | 730 | 800            | £467.00 |
| PAN1812(*)RAD | L/H & R/H | 1800       | 1200 | 730 | 800            | £544.00 |

### FIXED PEDESTALS

|            |          | Dimensions |     |     | RRP     |
|------------|----------|------------|-----|-----|---------|
|            |          | W          | D   | H   |         |
| TESHP2/655 | 2 Drawer | 404        | 655 | 500 | £239.00 |
| TESHP3/655 | 3 Drawer | 404        | 655 | 500 | £239.00 |

\* Please specify LH or RH in code, e.g PP1612LHRAD for left hand desk

// **NOTE:** Fixed pedestals only fit the 800 deep desks

- All desks come with white legs and modesty panels
- Contemporary panel desk with integrated grey cable ports
- Metal to metal fixings for added strength
- Adjustable feet for levelling on uneven floors
- Maple tops are made to order - contact sales for lead time

FOR  
DESK  
SCREENS  
SEE PAGES  
170 - 175

FOR  
MATCHING  
STORAGE  
SEE PAGES  
136 - 141



5 YR  
COMPONENT  
GUARANTEE

25MM  
TOP  
THICKNESS

# PANEL LEG



## 600 DEEP RECTANGULAR DESK

|            | Dimensions |     |     | RRP     |
|------------|------------|-----|-----|---------|
|            | W          | D   | H   |         |
| PAN8060REC | 800        | 600 | 730 | £280.00 |
| PAN1260REC | 1200       | 600 | 730 | £330.00 |
| PAN1460REC | 1400       | 600 | 730 | £367.00 |
| PAN1660REC | 1600       | 600 | 730 | £385.00 |
| PAN1860REC | 1800       | 600 | 730 | £418.00 |

## 800 DEEP RECTANGULAR DESK

|            | Dimensions |     |     | RRP     |
|------------|------------|-----|-----|---------|
|            | W          | D   | H   |         |
| PAN8080REC | 800        | 800 | 730 | £280.00 |
| PAN1280REC | 1200       | 800 | 730 | £330.00 |
| PAN1480REC | 1400       | 800 | 730 | £367.00 |
| PAN1680REC | 1600       | 800 | 730 | £385.00 |
| PAN1880REC | 1800       | 800 | 730 | £418.00 |

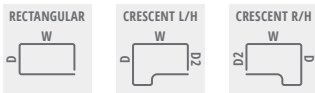
### STOCKED FINISHES

|       |          |          |             |       |
|-------|----------|----------|-------------|-------|
| BEECH | NOVA OAK | GREY OAK | DARK WALNUT | WHITE |
| BE    | NO       | GO       | DW          | WH    |

### MADE TO ORDER FINISH

|       |
|-------|
| MAPLE |
| MA    |





### RADIAL DESK

|               |           | Dimensions |      |     |                | RRP     |
|---------------|-----------|------------|------|-----|----------------|---------|
|               |           | W          | D    | H   | D <sup>2</sup> |         |
| PAN1612(*)RAD | L/H & R/H | 1600       | 1200 | 730 | 800            | £467.00 |
| PAN1812(*)RAD | L/H & R/H | 1800       | 1200 | 730 | 800            | £544.00 |

### FIXED PEDESTALS

|            |          | Dimensions |     |     | RRP     |
|------------|----------|------------|-----|-----|---------|
|            |          | W          | D   | H   |         |
| TESHP2/655 | 2 Drawer | 404        | 655 | 500 | £239.00 |
| TESHP3/655 | 3 Drawer | 404        | 655 | 500 | £239.00 |

\* Please specify LH or RH in code, e.g PAN1612LHRAD for left hand desk

// NOTE: Fixed pedestals only fit the 800 deep desks

- Contemporary panel desk with integrated grey cable ports
- Metal to metal fixings for strength
- Adjustable feet for levelling on uneven floors
- Maple are made to order - contact sales for lead time

FOR  
DESK  
SCREENS  
SEE PAGES  
170 - 175

FOR  
MATCHING  
STORAGE  
SEE PAGES  
136 - 141



5 YR  
COMPONENT  
GUARANTEE

A4  
SUSPENSION  
FILING

FS  
SUSPENSION  
FILING

# WOODEN PEDESTALS



- Fixed glides
- 100% bottom drawer extension

## UNDER DESK STATIC PEDESTAL

|         | Dimensions |     |     | RRP     |
|---------|------------|-----|-----|---------|
|         | W          | D   | H   |         |
| TESUDP3 | 404        | 500 | 690 | £319.00 |

// NOTE: Stocked in Dark Walnut



- Hidden castors
- 100% bottom drawer extension

## 3 DRAWER HIGH MOBILE PEDESTAL

|          | Dimensions |     |     | RRP     |
|----------|------------|-----|-----|---------|
|          | W          | D   | H   |         |
| TESUHMP3 | 404        | 500 | 636 | £308.00 |



- 100% bottom drawer extension

## 2 DRAWER MOBILE PEDESTAL

|        | Dimensions |     |     | RRP     |
|--------|------------|-----|-----|---------|
|        | W          | D   | H   |         |
| TESMP2 | 404        | 500 | 595 | £239.00 |

// NOTE: Stocked in Dark Walnut



## 3 DRAWER MOBILE PEDESTAL

|        | Dimensions |     |     | RRP     |
|--------|------------|-----|-----|---------|
|        | W          | D   | H   |         |
| TESMP3 | 404        | 500 | 595 | £239.00 |

// NOTE: Does not support A4 or Foolsap filing // Stocked in Dark Walnut



- 100% bottom drawer extension

## 2 DRAWER FIXED PEDESTAL

|            |                               | Dimensions |     |     | RRP     |
|------------|-------------------------------|------------|-----|-----|---------|
|            |                               | W          | D   | H   |         |
| TESHP2     | only fits SU desks            | 404        | 500 | 495 | £230.00 |
| TESHP2/655 | only fits PP, PAN & TWU desks | 404        | 655 | 495 | £239.00 |



## 3 DRAWER FIXED PEDESTAL

|            |                               | Dimensions |     |     | RRP     |
|------------|-------------------------------|------------|-----|-----|---------|
|            |                               | W          | D   | H   |         |
| TESHP3     | only fits SU desks            | 404        | 500 | 495 | £230.00 |
| TESHP3/655 | only fits PP, PAN & TWU desks | 404        | 655 | 495 | £239.00 |

// NOTE: Does not support A4 or Foolsap filing

### STOCKED FINISHES

|       |          |          |       |
|-------|----------|----------|-------|
| BEECH | NOVA OAK | GREY OAK | WHITE |
| BE    | NO       | GO       | WH    |

### MADE TO ORDER FINISHES

|             |       |
|-------------|-------|
| DARK WALNUT | MAPLE |
| DW          | MA    |



# WOODEN FILING

5YR  
COMPONENT  
GUARANTEE

A4  
SUSPENSION  
FILING

FS  
SUSPENSION  
FILING

ANTI-TILT

100%  
DRAWER  
EXTENSION



DESK HIGH PEDESTAL

|             | Dimensions |     |     | RRP     |
|-------------|------------|-----|-----|---------|
|             | W          | D   | H   |         |
| TESDHP3     | 404        | 600 | 730 | £294.00 |
| TESDHP3/800 | 404        | 800 | 730 | £373.00 |



HEAVY DUTY SIDE FILER

|           | Dimensions |     |     | RRP     |
|-----------|------------|-----|-----|---------|
|           | W          | D   | H   |         |
| TKDH800SF | 800        | 600 | 730 | £551.00 |

// NOTE: Not for use with bench desking // Stocked in Dark Walnut



2 & 3 DRAWER FILING CABINETS

|        | Dimensions |     |      | RRP     |
|--------|------------|-----|------|---------|
|        | W          | D   | H    |         |
| TES2FC | 464        | 600 | 710  | £379.00 |
| TES3FC | 464        | 600 | 1055 | £449.00 |



4 DRAWER FILING CABINET

|        | Dimensions |     |      | RRP     |
|--------|------------|-----|------|---------|
|        | W          | D   | H    |         |
| TES4FC | 464        | 600 | 1390 | £530.00 |

# TALOS STEEL PEDESTALS

7YR  
COMPONENT  
GUARANTEE

A4  
SUSPENSION  
FILING

FS  
SUSPENSION  
FILING

LOCKABLE



MOBILE PEDESTAL

|         | Dimensions |     |     | RRP     |
|---------|------------|-----|-----|---------|
|         | W          | D   | H   |         |
| TKUSMP3 | 380        | 470 | 615 | £357.00 |

- Pen tray included with this model
- Fits A4 files side to side and front to back with filing bar
- Fits Foolscap front to back



SLIMLINE MOBILE PEDESTAL

|          | Dimensions |     |     | RRP     |
|----------|------------|-----|-----|---------|
|          | W          | D   | H   |         |
| TKUSSMP3 | 300        | 470 | 615 | £335.00 |

- Pen tray not available with slimline model
- Fits A4 front to back with filing bar
- Fits Foolscap front to back with filing bar

STOCKED FINISHES

|       |       |        |
|-------|-------|--------|
| WHITE | BLACK | SILVER |
| WH    | BK    | SV     |

**5 YR**  
COMPONENT  
GUARANTEE

**18MM**  
SHELVES &  
BACK  
THICKNESS

# WOODEN BOOKCASES



**STOCKED FINISHES**

|       |          |          |       |             |
|-------|----------|----------|-------|-------------|
| BEECH | NOVA OAK | GREY OAK | WHITE | DARK WALNUT |
| BE    | NO       | GO       | WH    | DW          |

**MADE TO ORDER FINISH**

|       |
|-------|
| MAPLE |
| MA    |

- 18mm one piece MFC back panel
- 25mm top and bottom panels
- Black adjustable feet for levelling
- Fully adjustable shelves



|   | Shelves | Dimensions |     |      | RRP            |
|---|---------|------------|-----|------|----------------|
|   |         | W          | D   | H    |                |
| <b>WDS745</b>                                   | 1       | 800        | 450 | 730  | <b>£241.00</b> |
| <b>WDS845</b> (Also Not Stocked in Dark Walnut) | 1       | 800        | 450 | 800  | <b>£248.00</b> |
| <b>WDS1245</b>                                  | 3       | 800        | 450 | 1200 | <b>£339.00</b> |
| <b>WDS1845</b>                                  | 4       | 800        | 450 | 1800 | <b>£438.00</b> |
| <b>WDS2045</b>                                  | 4       | 800        | 450 | 2000 | <b>£458.00</b> |

# WOODEN CUPBOARDS

**5 YR**  
COMPONENT  
GUARANTEE

**18MM**  
SHELVES &  
BACK  
THICKNESS



## STOCKED FINISHES

|       |          |          |       |             |
|-------|----------|----------|-------|-------------|
| BEECH | NOVA OAK | GREY OAK | WHITE | DARK WALNUT |
| BE    | NO       | GO       | WH    | DW          |

## MADE TO ORDER FINISH

|       |
|-------|
| MAPLE |
| MA    |

- 18mm one piece MFC back panel
- 25mm top and bottom panels
- Lockable doors with silver handles
- Black adjustable feet for levelling
- Fully adjustable shelves



|   | Shelves | Dimensions |     |      | RRP            |
|---|---------|------------|-----|------|----------------|
|   |         | W          | D   | H    |                |
| <b>WDS745CP</b>                                   | 1       | 800        | 450 | 730  | <b>£297.00</b> |
| <b>WDS845CP</b> (Also Not Stocked in Dark Walnut) | 1       | 800        | 450 | 800  | <b>£321.00</b> |
| <b>WDS1245CP</b>                                  | 3       | 800        | 450 | 1200 | <b>£431.00</b> |
| <b>WDS1845CP</b>                                  | 4       | 800        | 450 | 1800 | <b>£569.00</b> |
| <b>WDS2045CP</b>                                  | 4       | 800        | 450 | 2000 | <b>£601.00</b> |

**5** YR  
COMPONENT  
GUARANTEE

**18** MM  
SHELVES  
AND BACK  
THICKNESS

# PANEL PLUS CUPBOARDS



### STOCKED FINISHES

|       |          |          |       |             |
|-------|----------|----------|-------|-------------|
| BEECH | NOVA OAK | GREY OAK | WHITE | DARK WALNUT |
| BE    | NO       | GO       | WH    | DW          |

### MADE TO ORDER FINISH

|       |
|-------|
| MAPLE |
| MA    |

- 18mm one piece MFC back panel
- 25mm top and bottom panels
- Lockable doors with silver handles
- Black adjustable feet for levelling
- Fully adjustable shelves



|   | Shelves | Dimensions |     |      | RRP            |
|---|---------|------------|-----|------|----------------|
|   |         | W          | D   | H    |                |
| <b>WDS745CPWH</b>                                   | 1       | 800        | 450 | 730  | <b>£297.00</b> |
| <b>WDS845CPWH</b> (Also Not Stocked in Dark Walnut) | 1       | 800        | 450 | 800  | <b>£321.00</b> |
| <b>WDS1245CPWH</b>                                  | 3       | 800        | 450 | 1200 | <b>£431.00</b> |
| <b>WDS1845CPWH</b>                                  | 4       | 800        | 450 | 1800 | <b>£569.00</b> |
| <b>WDS2045CPWH</b>                                  | 4       | 800        | 450 | 2000 | <b>£601.00</b> |

# WOODEN TAMBOURS

5 YR  
COMPONENT  
GUARANTEE

18MM  
SHELVES  
AND BACK  
THICKNESS



## FRAME FINISHES

|       |          |          |       |             |
|-------|----------|----------|-------|-------------|
| BEECH | NOVA OAK | GREY OAK | WHITE | DARK WALNUT |
| BE    | NO       | GO       | WH    | DW          |

- A smooth action single silver tambour with an inset handle
- The door is lockable for security and supplied with two keys and fully adjustable shelves
- 18mm one piece MFC back panel
- 1.2mm steel shelves thickness
- 25mm top and bottom panels
- Black adjustable feet for levelling
- Fully adjustable shelves



|          | Dimensions |     |      | RRP       |
|----------|------------|-----|------|-----------|
|          | W          | D   | H    |           |
| TK1050ST | 1100       | 495 | 920  | £1,129.00 |
| TK2050ST | 1100       | 495 | 1920 | £1,595.00 |

5 YR  
COMPONENT  
GUARANTEE

25 MM  
TOP  
THICKNESS

# CASSIS TILTING TABLES



D-END

|              | Dimensions |     |     | RRP     |
|--------------|------------|-----|-----|---------|
|              | W          | D   | H   |         |
| OETT1470DEND | 1400       | 700 | 720 | £500.00 |
| OETT1680DEND | 1600       | 800 | 720 | £532.00 |



TRAPEZOIDAL

|              | Dimensions |     |     | RRP     |
|--------------|------------|-----|-----|---------|
|              | W          | D   | H   |         |
| OETT1680TRAP | 1600       | 800 | 720 | £514.00 |

• Only order with 800 depth Rectangular



RECTANGULAR

|          | Dimensions |     |     | RRP     |
|----------|------------|-----|-----|---------|
|          | W          | D   | H   |         |
| OETT1270 | 1200       | 700 | 720 | £483.00 |
| OETT1280 | 1200       | 800 | 720 | £494.00 |
| OETT1470 | 1400       | 700 | 720 | £498.00 |
| OETT1480 | 1400       | 800 | 720 | £513.00 |
| OETT1670 | 1600       | 700 | 720 | £514.00 |
| OETT1680 | 1600       | 800 | 720 | £531.00 |

STOCKED TOP FINISHES // FRAME FINISH

|       |          |          |       |    |        |
|-------|----------|----------|-------|----|--------|
| BEECH | NOVA OAK | GREY OAK | WHITE | // | SILVER |
| BE    | NO       | GO       | WH    |    | SV     |

MADE TO ORDER TOP FINISHES

|             |       |
|-------------|-------|
| DARK WALNUT | MAPLE |
| DW          | MA    |

- A mobile table with manual adjustment thumb wheels to tilt top
- Available with a silver frame
- Can be stacked or nested
- Ideal for multi-functional rooms where space is at a premium
- Lockable castors
- Dark walnut and maple tops are made to order - contact sales for lead time



5 YR  
COMPONENT  
GUARANTEE

25MM  
TOP  
THICKNESS

# CANNES TILTING TABLES



D-END

|             | Dimensions |     |     | RRP     |
|-------------|------------|-----|-----|---------|
|             | W          | D   | H   |         |
| OTT1470DEND | 1400       | 700 | 720 | £709.00 |
| OTT1680DEND | 1600       | 800 | 720 | £744.00 |



TRAPEZOIDAL

|             | Dimensions |     |     | RRP     |
|-------------|------------|-----|-----|---------|
|             | W          | D   | H   |         |
| OTT1680TRAP | 1600       | 800 | 720 | £723.00 |



RECTANGULAR

|         | Dimensions |     |     | RRP     |
|---------|------------|-----|-----|---------|
|         | W          | D   | H   |         |
| OTT1270 | 1200       | 700 | 720 | £690.00 |
| OTT1280 | 1200       | 800 | 720 | £690.00 |
| OTT1470 | 1400       | 700 | 720 | £711.00 |
| OTT1480 | 1400       | 800 | 720 | £711.00 |
| OTT1670 | 1600       | 700 | 720 | £733.00 |
| OTT1680 | 1600       | 800 | 720 | £733.00 |


- A mobile table with a user friendly quick release bar to tilt top
  - Available with a silver frame
  - Can be stacked or nested
  - Ideal for multi-functional rooms where space is at a premium
  - Lockable castors
- // **NOTE:** Dark walnut and maple tops are made to order - contact sales for lead time

STOCKED TOP FINISHES // FRAME FINISH

|       |          |          |       |    |        |
|-------|----------|----------|-------|----|--------|
| BEECH | NOVA OAK | GREY OAK | WHITE | // | SILVER |
| BE    | NO       | GO       | WH    |    | SV     |

MADE TO ORDER TOP FINISHES

|             |       |
|-------------|-------|
| DARK WALNUT | MAPLE |
| DW          | MA    |



UNDER DESK LINKING



|  | RRP    |
|--|--------|
| UDLM Use with tilting & economy tilting tables | £24.00 |

5 YR  
COMPONENT  
GUARANTEE

25MM  
TOP  
THICKNESS

# UNION FOLDING TABLES



RECTANGULAR

|          | Dimensions |     |     | RRP     |         |
|----------|------------|-----|-----|---------|---------|
|          | W          | D   | H   | Silver  | Chrome  |
| OUFT1270 | 1200       | 700 | 725 | £333.00 | £350.00 |
| OUFT1280 | 1200       | 800 | 725 | £345.00 | £361.00 |
| OUFT1470 | 1400       | 700 | 725 | £348.00 | £365.00 |
| OUFT1480 | 1400       | 800 | 725 | £363.00 | £378.00 |
| OUFT1670 | 1600       | 700 | 725 | £364.00 | £379.00 |
| OUFT1680 | 1600       | 800 | 725 | £380.00 | £395.00 |



TRAPEZOIDAL

|              | Dimensions |     |     | RRP     |         |
|--------------|------------|-----|-----|---------|---------|
|              | W          | D   | H   | Silver  | Chrome  |
| OUFT1680TRAP | 1600       | 800 | 725 | £364.00 | £378.00 |







- Fold flat legs for easy storage
- Chrome and silver leg options
- Legs wood screwed directly into desktop
- Ideal for multi-functional rooms where space is at a premium
- Dark walnut and maple tops are made to order - contact sales for lead time

## D-END

|              | Dimensions |     |     | RRP     |         |
|--------------|------------|-----|-----|---------|---------|
|              | W          | D   | H   | Silver  | Chrome  |
| OUFT1680DEND | 1600       | 800 | 725 | £382.00 | £398.00 |

### STOCKED TOP FINISHES // FRAME FINISHES

|       |          |          |       |    |        |        |
|-------|----------|----------|-------|----|--------|--------|
| BEECH | NOVA OAK | GREY OAK | WHITE | // | SILVER | CHROME |
| BE    | NO       | GO       | WH    |    | SV     | CR     |

### MADE TO ORDER TOP FINISHES

|             |       |
|-------------|-------|
| DARK WALNUT | MAPLE |
| DW          | MA    |



5 YR  
COMPONENT  
GUARANTEE

18<sup>MM</sup>  
TOP  
THICKNESS

# MULTIPURPOSE TABLES



## RECTANGULAR TABLE

|             | Dimensions |     |     | RRP     |
|-------------|------------|-----|-----|---------|
|             | W          | D   | H   |         |
| OMPT1280REC | 1200       | 800 | 730 | £215.00 |
| OMPT1680REC | 1600       | 800 | 730 | £218.00 |
| OMPT1880REC | 1800       | 800 | 730 | £239.00 |

## SEMI-CIRCULAR TABLE

|              | Dimensions |     |     | RRP     |
|--------------|------------|-----|-----|---------|
|              | W          | D   | H   |         |
| OMPT1680SEMI | 1600       | 800 | 730 | £288.00 |





- A range of tables in three different shapes to enable you to make the best use of your space
- Flatpack frame construction
- Ideal for constructing meeting or boardroom tables of different shapes
- Dark walnut and maple tops are made to order - contact sales for lead time

## TRAPEZOIDAL TABLE

|              | Dimensions |     |     | RRP     |
|--------------|------------|-----|-----|---------|
|              | W          | D   | H   |         |
| OMPT1680TRAP | 1600       | 692 | 730 | £337.00 |

### STOCKED TOP FINISHES // FRAME FINISH

|       |          |          |       |    |        |
|-------|----------|----------|-------|----|--------|
| BEECH | NOVA OAK | GREY OAK | WHITE | // | SILVER |
| BE    | NO       | GO       | WH    |    | SV     |

### MADE TO ORDER TOP FINISHES

|             |       |
|-------------|-------|
| DARK WALNUT | MAPLE |
| DW          | MA    |



# CORE COLLECTION

//11

Want to refresh your workspace without breaking the bank? Our CORE furniture collection features a variety of stylish and practical office furniture that can improve any workspace in four contemporary colour finishes.



# CONTENTS



**SINGLE UPRIGHT CANTILEVER LEG**

Page 150



**DOUBLE UPRIGHT CANTILEVER LEG**

Page 152



**SINGLE MOTOR HEIGHT ADJUSTABLE**

Page 154



**TWIN MOTOR HEIGHT ADJUSTABLE**

Page 154



**MULTIPURPOSE TABLES**

Page 155



**STORAGE**

Page 156



**BOOKCASES**

Page 157



**CUPBOARDS**

Page 157

## FINISHES

### TOP FINISHES

|                 |              |                  |              |
|-----------------|--------------|------------------|--------------|
| NORWEGIAN BEECH | CANADIAN OAK | ALASKAN GREY OAK | ARCTIC WHITE |
| BCH             | OK           | GOAK             | WHT          |

### FRAME/STEEL FINISHES

|       |        |
|-------|--------|
| WHITE | SILVER |
| WH    | SV     |

\*Some finishes may be made to order, please check product page for more information

## ABOUT CORE COLLECTION

Introducing our Core furniture collection; a thoughtfully curated range of contemporary furniture, designed to transform spaces with style and durability in mind. Without compromising on quality, this range offers affordable furniture in 4 fresh and exciting new finishes that are certain to liven up any workspace.

- Desktop thickness 25mm
- Supplied with metal to metal fixings
- Available in 4 wood finishes
- Available in 2 leg finishes
- 5 year warranty

5 YR  
COMPONENT  
GUARANTEE

25MM  
TOP  
THICKNESS

# SINGLE UPRIGHT CANTILEVER LEG



## 600 DEEP RECTANGULAR DESK

|            | Dimensions |     |     | RRP     |
|------------|------------|-----|-----|---------|
|            | W          | D   | H   |         |
| CORE1260SU | 1200       | 600 | 730 | £280.00 |
| CORE1460SU | 1400       | 600 | 730 | £300.00 |
| CORE1660SU | 1600       | 600 | 730 | £330.00 |
| CORE1860SU | 1800       | 600 | 730 | £320.00 |

## 800 DEEP RECTANGULAR DESK

|            | Dimensions |     |     | RRP     |
|------------|------------|-----|-----|---------|
|            | W          | D   | H   |         |
| CORE1280SU | 1200       | 800 | 730 | £285.00 |
| CORE1480SU | 1400       | 800 | 730 | £305.00 |
| CORE1680SU | 1600       | 800 | 730 | £335.00 |
| CORE1880SU | 1800       | 800 | 730 | £325.00 |





FOR  
MATCHING  
STORAGE  
PAGE  
156 - 157

## RADIAL DESK

|              |     | Dimensions |      |     |                | RRP     |
|--------------|-----|------------|------|-----|----------------|---------|
|              |     | W          | D    | H   | D <sup>2</sup> |         |
| CORE1612LHSU | L/H | 1600       | 1200 | 730 | 800            | £395.00 |
| CORE1612RHSU | R/H | 1600       | 1200 | 730 | 800            | £395.00 |
| CORE1812LHSU | L/H | 1800       | 1200 | 730 | 800            | £435.00 |
| CORE1812RHSU | R/H | 1800       | 1200 | 730 | 800            | £435.00 |

- Available in four MFC wood finishes
- Available in two frame finishes
- 80mm cable ports fitted as standard
- 25mm thick desktop

### STOCKED TOP FINISHES // FRAME FINISHES

|                 |              |                  |              |    |       |        |
|-----------------|--------------|------------------|--------------|----|-------|--------|
| NORWEGIAN BEECH | CANADIAN OAK | ALASKAN GREY OAK | ARCTIC WHITE | // | WHITE | SILVER |
| BCH             | OK           | GOAK             | WHT          | // | WH    | SV     |



5 YR  
COMPONENT  
GUARANTEE

25MM  
TOP  
THICKNESS

# DOUBLE UPRIGHT CANTILEVER LEG



## 600 DEEP RECTANGULAR DESK

|            | Dimensions |     |     | RRP     |
|------------|------------|-----|-----|---------|
|            | W          | D   | H   |         |
| CORE1260DU | 1200       | 600 | 730 | £280.00 |
| CORE1460DU | 1400       | 600 | 730 | £300.00 |
| CORE1660DU | 1600       | 600 | 730 | £330.00 |
| CORE1860DU | 1800       | 600 | 730 | £340.00 |

## 800 DEEP RECTANGULAR DESK

|            | Dimensions |     |     | RRP     |
|------------|------------|-----|-----|---------|
|            | W          | D   | H   |         |
| CORE1280DU | 1200       | 800 | 730 | £285.00 |
| CORE1480DU | 1400       | 800 | 730 | £305.00 |
| CORE1680DU | 1600       | 800 | 730 | £335.00 |
| CORE1880DU | 1800       | 800 | 730 | £325.00 |







FOR  
MATCHING  
STORAGE  
PAGE  
156 - 157

## RADIAL DESK

|               |     | Dimensions |      |     |                | RRP     |
|---------------|-----|------------|------|-----|----------------|---------|
|               |     | W          | D    | H   | D <sup>2</sup> |         |
| CORE1612LH DU | L/H | 1600       | 1200 | 730 | 800            | £395.00 |
| CORE1612RH DU | R/H | 1600       | 1200 | 730 | 800            | £395.00 |
| CORE1812LH DU | L/H | 1800       | 1200 | 730 | 800            | £435.00 |
| CORE1812RH DU | R/H | 1800       | 1200 | 730 | 800            | £435.00 |

- Available in four MFC wood finishes
- Available in two frame finishes
- 80mm cable ports fitted as standard
- 25mm thick desktop

### STOCKED TOP FINISHES // FRAME FINISHES

|                 |              |                  |              |    |       |        |
|-----------------|--------------|------------------|--------------|----|-------|--------|
| NORWEGIAN BEECH | CANADIAN OAK | ALASKAN GREY OAK | ARCTIC WHITE | // | WHITE | SILVER |
| BCH             | OK           | GOAK             | WHT          | // | WH    | SV     |



5 YR  
COMPONENT  
GUARANTEE

25 MM  
TOP  
THICKNESS

SELF  
ASSEMBLY

# SINGLE MOTOR HEIGHT ADJUSTABLE



- Available in four MFC wood finishes
- Available in two frame finishes
- 25mm thick desktop

|              | Dimensions |     |          | RRP     |
|--------------|------------|-----|----------|---------|
|              | W          | D   | H        |         |
| CORESM1280CP | 1200       | 800 | 730-1200 | £525.00 |
| CORESM1480CP | 1400       | 800 | 730-1200 | £535.00 |

STOCKED TOP FINISHES // FRAME FINISHES

|                 |              |                  |              |       |       |
|-----------------|--------------|------------------|--------------|-------|-------|
| NORWEGIAN BEECH | CANADIAN OAK | ALASKAN GREY OAK | ARCTIC WHITE | WHITE | BLACK |
| BCH             | OK           | GOAK             | WHT          | WH    | BK    |

# TWIN MOTOR HEIGHT ADJUSTABLE

5 YR  
COMPONENT  
GUARANTEE

25 MM  
TOP  
THICKNESS

SELF  
ASSEMBLY



- Available in four MFC wood finishes
- Available in three frame finishes
- 25mm thick desktop

|             | Dimensions |     |           | RRP     |
|-------------|------------|-----|-----------|---------|
|             | W          | D   | H         |         |
| CORED1280CP | 1200       | 800 | 1645-1305 | £725.00 |
| CORED1480CP | 1400       | 800 | 1645-1305 | £754.00 |
| CORED1680CP | 1600       | 800 | 1645-1305 | £782.00 |
| CORED1880CP | 1800       | 800 | 1645-1305 | £811.00 |

STOCKED TOP FINISHES // FRAME FINISHES

|                 |              |                  |              |       |       |        |
|-----------------|--------------|------------------|--------------|-------|-------|--------|
| NORWEGIAN BEECH | CANADIAN OAK | ALASKAN GREY OAK | ARCTIC WHITE | WHITE | BLACK | SILVER |
| BCH             | OK           | GOAK             | WHT          | WH    | BK    | SV     |

# MULTIPURPOSE TABLES

5 YR  
COMPONENT  
GUARANTEE

25 MM  
TOP  
THICKNESS

SELF  
ASSEMBLY



|             | Dimensions |     |     | RRP     |
|-------------|------------|-----|-----|---------|
|             | W          | D   | H   |         |
| CORE1260MPT | 1200       | 600 | 730 | £175.00 |
| CORE1660MPT | 1600       | 600 | 730 | £189.00 |
| CORE1280MPT | 1200       | 800 | 730 | £178.00 |
| CORE1680MPT | 1600       | 800 | 730 | £192.00 |

- Available in four MFC wood finishes
- Available in one frame finishes
- 25mm thick desktop

#### STOCKED TOP FINISHES // FRAME FINISH

|                 |              |                  |              |    |        |
|-----------------|--------------|------------------|--------------|----|--------|
| NORWEGIAN BEECH | CANADIAN OAK | ALASKAN GREY OAK | ARCTIC WHITE | // | SILVER |
| BCH             | OK           | GOAK             | WHT          |    | SV     |



5 YR  
COMPONENT  
GUARANTEE

LOCKABLE

SELF  
ASSEMBLY

# STORAGE



- Available in four MFC wood finishes
- Lockable drawers for keeping confidential files safe
- Fits A4 and foolscap files

## 2 DRAWER UNDER DESK MOBILE PEDESTAL

|          | Dimensions |     |     | RRP     |
|----------|------------|-----|-----|---------|
|          | W          | D   | H   |         |
| COREUDM2 | 400        | 500 | 590 | £205.00 |



- Available in four MFC wood finishes
- Lockable drawers for keeping confidential files safe

## 3 DRAWER UNDER DESK MOBILE PEDESTAL

|          | Dimensions |     |     | RRP     |
|----------|------------|-----|-----|---------|
|          | W          | D   | H   |         |
| COREUDM3 | 400        | 500 | 590 | £205.00 |



- Available in four MFC wood finishes
- Lockable drawers for keeping confidential files safe
- Fits A4 and foolscap files

## 600 DEPTH DESK HIGH PEDESTAL

|           | Dimensions |     |     | RRP     |
|-----------|------------|-----|-----|---------|
|           | W          | D   | H   |         |
| CORED3600 | 400        | 600 | 730 | £250.00 |



- Available in four MFC wood finishes
- Lockable drawers for keeping confidential files safe
- Fits A4 and foolscap files

## 800 DEPTH DESK HIGH PEDESTAL

|           | Dimensions |     |     | RRP     |
|-----------|------------|-----|-----|---------|
|           | W          | D   | H   |         |
| CORED3800 | 400        | 800 | 730 | £290.00 |



- Available in four MFC wood finishes
- Lockable drawers for keeping confidential files safe
- Fits A4 and foolscap files

## FILING CABINET

|         | Drawers | Dimensions |     |      | RRP     |
|---------|---------|------------|-----|------|---------|
|         |         | W          | D   | H    |         |
| CORE2FC |         | 460        | 600 | 707  | £283.00 |
| CORE4FC |         | 460        | 600 | 1358 | £435.00 |



- Available in 3 steel finishes
- Lockable drawers for keeping confidential files safe
- Fits A4 and foolscap files

## MOBILE UNDER DESK STEEL PEDESTAL

|           | Dimensions |     |     | RRP     |
|-----------|------------|-----|-----|---------|
|           | W          | D   | H   |         |
| COREUSMP3 | 390        | 524 | 597 | £240.00 |

### MFC WOOD FINISHES

|                 |              |                  |              |
|-----------------|--------------|------------------|--------------|
| NORWEGIAN BEECH | CANADIAN OAK | ALASKAN GREY OAK | ARCTIC WHITE |
| BCH             | OK           | GOAK             | WHT          |

### STEEL FINISHES

|       |       |        |
|-------|-------|--------|
| WHITE | BLACK | SILVER |
| WH    | BK    | SV     |

# BOOKCASES

FOR  
MATCHING  
DESKS  
150 - 155

5 YR  
COMPONENT  
GUARANTEE

SELF  
ASSEMBLY



|             | Shelves | Dimensions |     |      | RRP     |
|-------------|---------|------------|-----|------|---------|
|             |         | W          | D   | H    |         |
| CORE0730BKC | 1       | 800        | 400 | 730  | £200.00 |
| CORE0816BKC | 1       | 800        | 400 | 816  | £217.00 |
| CORE1204BKC | 2       | 800        | 400 | 1204 | £245.00 |
| CORE1592BKC | 3       | 800        | 400 | 1592 | £310.00 |
| CORE1980BKC | 4       | 800        | 400 | 1980 | £395.00 |

- Available in four MFC wood finishes
- Floating shelves included
- Five different heights to choose from, to suit any space

#### FINISHES

|                    |                 |                     |                 |
|--------------------|-----------------|---------------------|-----------------|
| NORWEGIAN<br>BEECH | CANADIAN<br>OAK | ALASKAN<br>GREY OAK | ARCTIC<br>WHITE |
| BCH                | OK              | GOAK                | WHT             |

# CUPBOARDS

5 YR  
COMPONENT  
GUARANTEE

LOCKABLE

SELF  
ASSEMBLY



|             | Shelves | Dimensions |     |      | RRP     |
|-------------|---------|------------|-----|------|---------|
|             |         | W          | D   | H    |         |
| CORE0730CBD | 1       | 800        | 400 | 730  | £250.00 |
| CORE0816CBD | 1       | 800        | 400 | 816  | £260.00 |
| CORE1204CBD | 2       | 800        | 400 | 1204 | £299.00 |
| CORE1592CBD | 3       | 800        | 400 | 1592 | £380.00 |
| CORE1980CBD | 4       | 800        | 400 | 1980 | £500.00 |

- Available in four MFC wood finishes
- Soft close hinges
- Five different heights to choose from, to suit any space

#### FINISHES

|                    |                 |                     |                 |
|--------------------|-----------------|---------------------|-----------------|
| NORWEGIAN<br>BEECH | CANADIAN<br>OAK | ALASKAN<br>GREY OAK | ARCTIC<br>WHITE |
| BCH                | OK              | GOAK                | WHT             |

# ECO COLLECTION

// 12

Need a classic furniture range at a great price? Eco has everything you need to fit out a traditional office in three colour finishes.



# CONTENTS

## SECTION GUIDE



### SINGLE DESK

Page 160



### SINGLE DESK & 2 DRAWER PEDESTAL

Page 160



### SINGLE DESK & 3 DRAWER PEDESTAL

Page 160



### SINGLE DESK & 2 + 3 DRAWER PEDESTALS

Page 160



### BOOKCASES

Page 161



### CUPBOARD

Page 161

## FINISHES

### STOCKED FINISHES

|                 |               |       |
|-----------------|---------------|-------|
| ELLMAU<br>BEECH | SORANO<br>OAK | WHITE |
| B               | OK            | WH    |

### STOCKED FRAME FINISHES

|          |
|----------|
| GRAPHITE |
| GR       |

## ABOUT ECO COLLECTION

Our fantastic Eco collection comprises of traditional furniture, designed with practicality in mind. Available with a range of desking and complementary storage, this collection is perfect for any space. Highly customisable, make your workstation exactly how you want it to be with multiple pedestal options.

- Desktop thickness 18mm
- Available in 3 classic wood finishes
- Warranties are five years
- Manufactured in the UK

5 YR  
COMPONENT  
GUARANTEE

18MM  
TOP  
THICKNESS

# ECO DESKING & PEDESTALS



## SINGLE DESK

|           | Dimensions |     |     | RRP     |
|-----------|------------|-----|-----|---------|
|           | W          | D   | H   |         |
| EF1275REC | 1200       | 750 | 725 | £280.00 |
| EF1575REC | 1500       | 750 | 725 | £310.00 |
| EF1875REC | 1800       | 750 | 725 | £327.00 |

## SINGLE DESK & 2 DRAWER PEDESTAL

|              | Dimensions |     |     | RRP     |
|--------------|------------|-----|-----|---------|
|              | W          | D   | H   |         |
| EF1275REC2DP | 1200       | 750 | 725 | £403.00 |
| EF1575REC2DP | 1500       | 750 | 725 | £433.00 |
| EF1875REC2DP | 1800       | 750 | 725 | £449.00 |



## SINGLE DESK & 3 DRAWER PEDESTAL

|              | Dimensions |     |     | RRP     |
|--------------|------------|-----|-----|---------|
|              | W          | D   | H   |         |
| EF1275REC3DP | 1200       | 750 | 725 | £403.00 |
| EF1575REC3DP | 1500       | 750 | 725 | £433.00 |
| EF1875REC3DP | 1800       | 750 | 725 | £449.00 |

## SINGLE DESK & 2 + 3 DRAWER PEDESTALS

|              | Dimensions |     |     | RRP     |
|--------------|------------|-----|-----|---------|
|              | W          | D   | H   |         |
| EF1575REC5DP | 1500       | 750 | 725 | £554.00 |
| EF1875REC5DP | 1800       | 750 | 725 | £573.00 |

### STOCKED FINISHES

|                  |               |       |
|------------------|---------------|-------|
| ELLMALU<br>BEECH | SORANO<br>OAK | WHITE |
| B                | OK            | WH    |



5 YR  
COMPONENT  
GUARANTEE

18<sup>MM</sup>  
SHELVES  
AND BACK  
THICKNESS

# ECO BOOKCASES & CUPBOARDS



## STOCKED FINISHES

|                  |               |       |
|------------------|---------------|-------|
| ELLMALU<br>BEECH | SORANO<br>OAK | WHITE |
| B                | OK            | WH    |

- 18mm shelves and backs
- Fixed shelves
- Wood finishes match Eco range only.



|          |          | Shelves | Dimensions |     |      | RRP     |
|----------|----------|---------|------------|-----|------|---------|
|          |          |         | W          | D   | H    |         |
| EP750BC  | Bookcase | 1       | 750        | 340 | 726  | £212.00 |
| EP800BC  | Bookcase | 1       | 750        | 340 | 830  | £221.00 |
| EP1200BC | Bookcase | 2       | 750        | 340 | 1225 | £249.00 |
| EP1600BC | Bookcase | 3       | 750        | 340 | 1620 | £291.00 |
| EP2000BC | Bookcase | 4       | 750        | 340 | 2020 | £327.00 |
| EP800CP  | Cupboard | 1       | 750        | 340 | 830  | £368.00 |
| EP1200CP | Cupboard | 2       | 750        | 340 | 1225 | £427.00 |
| EP1600CP | Cupboard | 3       | 750        | 340 | 1620 | £435.00 |
| EP2000CP | Cupboard | 4       | 750        | 340 | 2020 | £465.00 |

# EXECUTIVE DESKING

// 13

Looking to impress? Create a luxurious and timeless feel to any office in two high-end colour finishes.



# CONTENTS

## SECTION GUIDE



### REGENT DESKING

Page 164



### REGENT PEDESTAL

Page 164



### REGENT BOOKCASES

Page 166



### REGENT CUPBOARDS

Page 166



### REGENT MEETING TABLE

Page 167



### REGENT BOARDROOM TABLE

Page 167

## FINISHES

### FINISHES

|                |             |
|----------------|-------------|
| DARK<br>WALNUT | NOVA<br>OAK |
| DW             | NO          |

\*Some finishes may be made to order, please check product page for more information

## ABOUT EXECUTIVE DESKING

Looking to impress? Create a real wow factor with our traditional range of desking and storage designed to deliver a distinct and executive finish.

- Desktop thickness 18mm
- Available in 3 classic wood finishes
- Warranties are five years
- Manufactured in the UK

# REGENT DESKING & PEDESTAL

5YR  
COMPONENT  
GUARANTEE

36MM  
TOP  
THICKNESS

RECTANGULAR  
W

MADE  
TO  
ORDER



## BOW FRONTED EXECUTIVE DESK

|        | Dimensions |     |     | RRP     |
|--------|------------|-----|-----|---------|
|        | W          | D   | H   |         |
| TR2090 | 2000       | 900 | 750 | £622.00 |

- High-end executive range available in two colours
- 36mm desktop thickness
- Circular brush plate cable port
- Chrome feet

## RECTANGULAR EXECUTIVE DESK

|        | Dimensions |     |     | RRP     |
|--------|------------|-----|-----|---------|
|        | W          | D   | H   |         |
| TR1890 | 1800       | 900 | 750 | £563.00 |

- High-end executive range available in two colours
- 36mm desktop thickness
- Circular brush plate cable port
- Chrome feet



- High-end executive range available in two colours
- Lockable for added security
- Three drawer under desk pedestal
- Heat and stain resistant finish with protective edge banding
- Two box drawers and one filling drawer

### MADE TO ORDER FINISHES

|                |             |
|----------------|-------------|
| DARK<br>WALNUT | NOVA<br>OAK |
| DW             | NO          |

## UNDER DESK PEDESTAL

|        | Dimensions |     |     | RRP     |
|--------|------------|-----|-----|---------|
|        | W          | D   | H   |         |
| TRUDP3 | 435        | 565 | 700 | £571.00 |



# REGENT BOOKCASES & CUPBOARDS

5 YR  
COMPONENT  
GUARANTEE

36 MM  
TOP  
THICKNESS

FIXED SHELF



MADE  
TO  
ORDER



### MADE TO ORDER FINISHES

|                |             |
|----------------|-------------|
| DARK<br>WALNUT | NOVA<br>OAK |
| DW             | NO          |

- Part of our Regent range with premium wood finishes and chrome detailing
- Chrome glide feet for a stylish look
- Fixed shelf is at 765 mm for the 1560 height sizes



|          |          | Shelves | Dimensions |     |      | RRP     |
|----------|----------|---------|------------|-----|------|---------|
|          |          |         | W          | D   | H    |         |
| TR8040   | Bookcase | 1       | 1005       | 404 | 800  | £363.00 |
| TR1640   | Bookcase | 3       | 1005       | 404 | 1560 | £518.00 |
| TR8040CP | Cupboard | 1       | 1005       | 404 | 800  | £512.00 |
| TR1640CP | Cupboard | 3       | 1005       | 404 | 1560 | £727.00 |

# REGENT MEETING TABLES

5YR  
COMPONENT  
GUARANTEE

36MM  
TOP  
THICKNESS

RECTANGULAR  
W

MADE  
TO  
ORDER



## MADE TO ORDER FINISHES

|                |             |
|----------------|-------------|
| DARK<br>WALNUT | NOVA<br>OAK |
| DW             | NO          |

- High-end executive range available in two colours
- Classic bow-shaped boardroom tables and round meeting tables
- 36mm desktop thickness



## MEETING TABLE

|          | Dimensions |      |     | RRP     |
|----------|------------|------|-----|---------|
|          | W          | D    | H   |         |
| TR1200MT | 1200       | 1200 | 750 | £433.00 |


## BOARDROOM TABLE

|          | Dimensions |      |     | RRP     |
|----------|------------|------|-----|---------|
|          | W          | D    | H   |         |
| TR1810BT | 1800       | 1150 | 750 | £527.00 |
| TR2410BT | 2400       | 1250 | 750 | £726.00 |

# SCREENS


// 14

Don't limit your imagination. Divide up your space, create a collaborative area or a space to focus. Available in a huge array of sizes, and unlimited fabrics to brighten up any space they are in.





# SECTION CONTENTS




**CONTEMPO SCREENS**  
Page 170



**ELCO SCREENS**  
Page 171



**LYLE DESK SCREENS**  
Page 172



**TOOLRAIL SCREENS**  
Page 173



**PANEL SCREENS**  
Page 174



**SCREEN ACCESSORIES**  
Page 175



**DIVIDE TYPE 1 SCREENS**  
Page 176



**DIVIDE TYPE 2 SCREENS**  
Page 177



**MOBILE SCREENS**  
Page 178




**MAGNUM DESK SCREENS**  
Page 182



**MAGNUM FLOOR  
STANDING SCREENS**  
Page 182

# CONTEMPO SCREENS




## TYPE 1 - ROUNDED

|              | Dimensions |     | RRP     |
|--------------|------------|-----|---------|
|              | W          | H   |         |
| TKT1COSY12UN | 1200       | 380 | £320.00 |
| TKT1COSY14UN | 1400       | 380 | £335.00 |
| TKT1COSY16UN | 1600       | 380 | £379.00 |

## TYPE 3 - CHAMFER

|              | Dimensions |     | RRP     |
|--------------|------------|-----|---------|
|              | W          | H   |         |
| TKT3COSY12UN | 1200       | 380 | £320.00 |
| TKT3COSY14UN | 1400       | 380 | £335.00 |
| TKT3COSY16UN | 1600       | 380 | £379.00 |




- Beautifully detailed exposed stitching
  - Fully upholstered in fire retardant fabric
  - Hand crafted
  - Screen thickness 25mm (approx)
- // **IMPORTANT NOTE:** Contempo screens are only available in Blazer Lite fabric

## CONTEMPO, ELCO & LYLE BRACKETS

1 These are fitted with a 'metal-to-screen' connection bracket and require 2 x TKDMSTRSC per screen

| Contempo, Elco & Lyle Brackets | RRP    |
|--------------------------------|--------|
| TKDMSTRSC                      | £27.00 |



// **NOTE:** Contempo, Elco & Lyle cannot be fitted as return screens.

5 YR  
COMPONENT  
GUARANTEE

MADE  
TO  
ORDER

# ELCO SCREENS



## STRAIGHT

|               | Dimensions |     | RRP     |
|---------------|------------|-----|---------|
|               | W          | H   |         |
| TKDMSECST12UN | 1200       | 380 | £218.00 |
| TKDMSECST14UN | 1400       | 380 | £231.00 |
| TKDMSECST16UN | 1600       | 380 | £265.00 |

## ARC

|              | Dimensions |     | RRP     |
|--------------|------------|-----|---------|
|              | W          | H   |         |
| TKDMSECA12UN | 1200       | 380 | £218.00 |
| TKDMSECA14UN | 1400       | 380 | £231.00 |
| TKDMSECA16UN | 1600       | 380 | £265.00 |



- Defines the working zone on bench and desk systems
  - Allows privacy; increasing productivity
  - 25mm screen thickness
  - Fully upholstered screen with matching fabric trim
  - Fully upholstered in fire retardant fabric
  - Accessory hanging facility available, see page 175
  - Rounded on all corners
  - Superior build quality
  - Grip is simple and fast to reposition - no bracket needed
- // **NOTE:** Only fits 25mm desktops

## GRIP

|               | Dimensions |     | RRP     |
|---------------|------------|-----|---------|
|               | W          | H   |         |
| TKDMSECGR60UN | 600        | 352 | £302.00 |

### FINISHES




\* Priced in Band 1 fabric



**5** YR  
COMPONENT  
GUARANTEE

**MADE  
TO  
ORDER**

# LYLE SCREENS



## STRAIGHT

|               | Dimensions |     | RRP     |
|---------------|------------|-----|---------|
|               | W          | H   |         |
| TKDMSLYST10UN | 1000       | 380 | £151.00 |
| TKDMSLYST12UN | 1200       | 380 | £167.00 |
| TKDMSLYST14UN | 1400       | 380 | £175.00 |
| TKDMSLYST16UN | 1600       | 380 | £206.00 |



## WAVE

|               | Dimensions |     | RRP     |
|---------------|------------|-----|---------|
|               | W          | H   |         |
| TKDMSLYWV10UN | 1000       | 380 | £151.00 |
| TKDMSLYWV12UN | 1200       | 380 | £167.00 |
| TKDMSLYWV14UN | 1400       | 380 | £175.00 |
| TKDMSLYWV16UN | 1600       | 380 | £206.00 |



## ARC

|              | Dimensions |     | RRP     |
|--------------|------------|-----|---------|
|              | W          | H   |         |
| TKDMSLYA10UN | 1000       | 380 | £151.00 |
| TKDMSLYA12UN | 1200       | 380 | £167.00 |
| TKDMSLYA14UN | 1400       | 380 | £175.00 |
| TKDMSLYA16UN | 1600       | 380 | £206.00 |

• See page 170 for brackets

### FABRIC FINISH





### MADE TO ORDER TRIM FINISHES

|       |        |       |
|-------|--------|-------|
| WHITE | SILVER | BLACK |
| WH    | SV     | BK    |

\* Priced in Band 1 fabric



# TOOLRAIL SCREENS



## TYPE 2 TOOLBAR

|             | Dimensions |     | RRP     |
|-------------|------------|-----|---------|
|             | W          | H   |         |
| TKDMSTR12UN | 1200       | 380 | £232.00 |
| TKDMSTR14UN | 1400       | 380 | £262.00 |
| TKDMSTR16UN | 1600       | 380 | £293.00 |

## TYPE 2 RETURN TOOLBAR

|              | Dimensions |     | RRP     |
|--------------|------------|-----|---------|
|              | W          | H   |         |
| TKDMSTR80RUN | 785        | 380 | £196.00 |



## TYPE 3 HALF GLAZED

|             | Dimensions |     | RRP     |
|-------------|------------|-----|---------|
|             | W          | H   |         |
| TKDMSHG12UN | 1200       | 380 | £312.00 |
| TKDMSHG14UN | 1400       | 380 | £337.00 |
| TKDMSHG16UN | 1600       | 380 | £365.00 |

## TYPE 3 RETURN HALF GLAZED

|              | Dimensions |     | RRP     |
|--------------|------------|-----|---------|
|              | W          | H   |         |
| TKDMSHG80RUN | 785        | 380 | £258.00 |

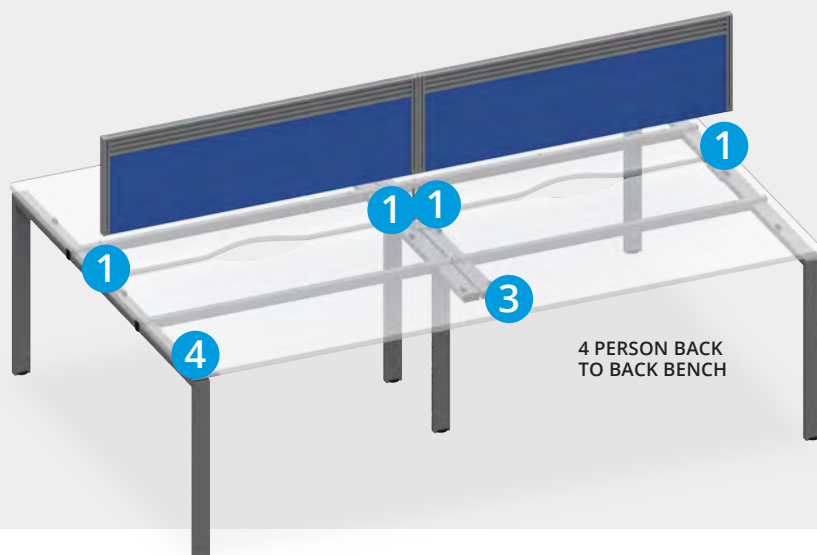
## TOOLRAIL & PANEL BRACKETS

These are fitted with 'metal-to-metal' connection brackets as follows:

- 1 Back to Back Bench requires 1 x TKDMSENDSCP per screen (come in pairs)
- 2 Single Bench requires 2 x TKDMSTRSC per screen

Toolrail & Panel can be fitted as return screens on Bench. Each return screen requires brackets as follows:

- 3 Mid run return screens require 1 x TKDMSRETSCB, which includes 1 x TKDMSRETSC to clamp the leading edge of the screen and 1 x TKSLINKKIT to join the return screen to the spine screens
- 4 End of run return screens require 1 x TKDMSRETEORSCB, which includes 1 x TKDMSRETEORSC and 1 x TKSLINKKIT



4 PERSON BACK TO BACK BENCH



SINGLE BENCH

| Toolrail & Panel Brackets | RRP    |
|---------------------------|--------|
| TKDMSENDSCP               | £50.00 |
| TKDMSTRSC                 | £27.00 |
| TKDMSRETSCB               | £52.00 |
| TKDMSRETEORSCB            | £52.00 |

5 YR  
COMPONENT  
GUARANTEE


MADE  
TO  
ORDER

# PANEL SCREENS



**TYPE 5 WAVE**

|            | Dimensions |     | RRP     |
|------------|------------|-----|---------|
|            | W          | H   |         |
| TKDMSW12UN | 1200       | 380 | £202.00 |
| TKDMSW14UN | 1400       | 380 | £214.00 |
| TKDMSW16UN | 1600       | 380 | £246.00 |




**TYPE 5 RETURN WAVE**

|             | Dimensions |     | RRP     |
|-------------|------------|-----|---------|
|             | W          | H   |         |
| TKDMSW80RUN | 785        | 380 | £172.00 |



**TYPE 6 ARC**

|            | Dimensions |     | RRP     |
|------------|------------|-----|---------|
|            | W          | H   |         |
| TKDMSA12UN | 1200       | 380 | £202.00 |
| TKDMSA14UN | 1400       | 380 | £214.00 |
| TKDMSA16UN | 1600       | 380 | £247.00 |



**TYPE 6 RETURN ARC**

|             | Dimensions |     | RRP     |
|-------------|------------|-----|---------|
|             | W          | H   |         |
| TKDMSA80RUN | 785        | 380 | £168.00 |



**TYPE 7 STRAIGHT PVC TOP**

|          | Dimensions |     | RRP     |
|----------|------------|-----|---------|
|          | W          | H   |         |
| TKDMSP12 | 1200       | 380 | £189.00 |
| TKDMSP14 | 1400       | 380 | £197.00 |
| TKDMSP16 | 1600       | 380 | £224.00 |



**TYPE 7 RETURN STRAIGHT PVC TOP**

|             | Dimensions |     | RRP     |
|-------------|------------|-----|---------|
|             | W          | H   |         |
| TKDMSP08RUN | 785        | 380 | £158.00 |

**FABRIC FINISH**




**MADE TO ORDER TRIM FINISHES**



\* Priced in Band 1 fabric

E&EO. All items are subject to VAT, where applicable.

# SCREEN ACCESSORIES



## ACCESSORY RAIL

|             | Dimensions |                     | RRP    |
|-------------|------------|---------------------|--------|
|             | Rail Width | To Fit Screen Width |        |
| TKDMSTR08AR | 600        | 800                 | £37.00 |
| TKDMSTR10AR | 800        | 1000                | £41.00 |
| TKDMSTR12AR | 1000       | 1200                | £43.00 |
| TKDMSTR14AR | 1200       | 1400                | £47.00 |
| TKDMSTR16AR | 1400       | 1600                | £61.00 |

- Handy accessory rail simply slots over the top of a straight screen, allowing screen accessories to be utilised
  - Available in 5 different widths to suit varying screen sizes
  - Epoxy powder coated to match desk frames
- // NOTE: Sizes are to suit screen size - actual lengths are 200mm shorter

### MADE TO ORDER FINISHES

|       |        |       |
|-------|--------|-------|
| WHITE | SILVER | BLACK |
| WH    | SV     | BK    |



- A unique set of screen hung accessories to provide personal storage above the desk
- All accessories can be hung from the Elco accessory rail and Toolrail screens
- The phone holder is compatible with a wide range of smartphones, such as an Iphone X for size reference
- The pencil and trinket pots help tidy worksurfaces by lifting personal effects off the desktop
- Available in white and silver finish



## TOOLRAIL ACCESSORIES

|             | Dimensions     | RRP    |
|-------------|----------------|--------|
| TKDMSTRPTA4 | A4 Letter Tray | £43.00 |
| TKDMSTRPEN  | Pencil Pot     | £30.00 |
| TKDMSTRTP   | Trinket Pot    | £29.00 |
| TKDMSTRPH   | Phone Holder   | £29.00 |

### MADE TO ORDER FINISHES

|       |        |       |
|-------|--------|-------|
| WHITE | SILVER | BLACK |
| WH    | SV     | BK    |

# DIVIDE TYPE 1 SCREEN - SINGLE TOOLRAIL



Features Delta foot

FABRIC FINISH // MADE TO ORDER TRIM FINISH



|       |        |       |
|-------|--------|-------|
| WHITE | SILVER | BLACK |
| WH    | SV     | BK    |

- 30mm screen thickness
- Robust aluminium extruded frame
- Fully upholstered in fire retardant fabric
- Straight top screen profile
- Integral linking strip
- Superior build quality
- Lightweight construction
- Epoxy powder coated frame available in white or silver as standard
- Delta feet required to stabilise screen



|               | Dimensions |      | RRP     |                                  | Dimensions |      | RRP     |
|---------------|------------|------|---------|----------------------------------|------------|------|---------|
|               | W          | H    |         |                                  | W          | H    |         |
| TKFST1Z0810UN | 800        | 1125 | £493.00 | TKFST1Z0815UN                    | 800        | 1500 | £515.00 |
| TKFST1Z1010UN | 1000       | 1125 | £558.00 | TKFST1Z1015UN                    | 1000       | 1500 | £590.00 |
| TKFST1Z1210UN | 1200       | 1125 | £558.00 | TKFST1Z1215UN                    | 1200       | 1500 | £590.00 |
| TKFST1Z1410UN | 1400       | 1125 | £602.00 | TKFST1Z1415UN                    | 1400       | 1500 | £604.00 |
| TKFST1Z1610UN | 1600       | 1125 | £602.00 | TKFST1Z1615UN                    | 1600       | 1500 | £604.00 |
| TKFST1Z1810UN | 1800       | 1125 | £656.00 | TKFST1Z1815UN                    | 1800       | 1500 | £658.00 |
| TKFST1Z0812UN | 800        | 1200 | £493.00 | TKFST1Z0818UN                    | 800        | 1800 | £602.00 |
| TKFST1Z1012UN | 1000       | 1200 | £558.00 | TKFST1Z1018UN                    | 1000       | 1800 | £634.00 |
| TKFST1Z1212UN | 1200       | 1200 | £558.00 | TKFST1Z1218UN                    | 1200       | 1800 | £634.00 |
| TKFST1Z1412UN | 1400       | 1200 | £602.00 | TKFST1Z1418UN                    | 1400       | 1800 | £646.00 |
| TKFST1Z1612UN | 1600       | 1200 | £602.00 | TKFST1Z1618UN                    | 1600       | 1800 | £646.00 |
| TKFST1Z1812UN | 1800       | 1200 | £656.00 |                                  |            |      |         |
|               |            |      |         | TKFST2ZDFOOT - Delta foot (each) |            |      | £53.00  |

\* Priced in Band 1 fabric

E&EO. All items are subject to VAT, where applicable.



5 YR  
COMPONENT  
GUARANTEE

MADE  
TO  
ORDER

# DIVIDE TYPE 2 SCREEN - TRIPLE TOOLRAIL



FABRIC FINISH // MADE TO ORDER TRIM FINISH



WHITE  
WH

SILVER  
SV

BLACK  
BK

- 30mm screen thickness
- Robust aluminium extruded frame
- Fully upholstered in fire retardant fabric
- Straight top screen profile
- Integral linking strip
- Superior build quality
- Lightweight construction
- Epoxy powder coated frame available in white or silver as standard
- Delta feet required to stabilise screen



|                                  | Dimensions |      | RRP     |
|----------------------------------|------------|------|---------|
|                                  | W          | H    |         |
| TKFST2Z0810UN                    | 800        | 1125 | £512.00 |
| TKFST2Z1010UN                    | 1000       | 1125 | £586.00 |
| TKFST2Z1210UN                    | 1200       | 1125 | £586.00 |
| TKFST2Z1410UN                    | 1400       | 1125 | £641.00 |
| TKFST2Z1610UN                    | 1600       | 1125 | £641.00 |
| TKFST2Z1810UN                    | 1800       | 1125 | £712.00 |
| TKFST2ZDFOOT - Delta foot (each) |            |      | £53.00  |

\* Priced in Band 1 fabric

# MOBILE SCREENS



- 30mm screen thickness
- Superior build quality
- Robust aluminium extruded frame
- Lightweight construction
- Fully upholstered in fire retardant fabric
- Trim mounted mobile feet included
- Epoxy powder coated frame available in white or silver

FABRIC FINISH // MADE TO ORDER TRIM FINISH

|  |    |       |        |       |
|--|----|-------|--------|-------|
|  | // | WHITE | SILVER | BLACK |
|  |    | WH    | SV     | BK    |



TYPE 1 - SINGLE TOOLRAIL

|               | Dimensions |      | RRP     |
|---------------|------------|------|---------|
|               | W          | H    |         |
| TKT1SKT0815UN | 800        | 1500 | £799.00 |
| TKT1SKT1015UN | 1000       | 1500 | £912.00 |
| TKT1SKT0818UN | 800        | 1800 | £800.00 |
| TKT1SKT1018UN | 1000       | 1800 | £980.00 |



TYPE 2 - TRIPLE TOOLRAIL

|               | Dimensions |      | RRP       |
|---------------|------------|------|-----------|
|               | W          | H    |           |
| TKT2SKT0815UN | 800        | 1500 | £818.00   |
| TKT2SKT1015UN | 1000       | 1500 | £940.00   |
| TKT2SKT0818UN | 800        | 1800 | £820.00   |
| TKT2SKT1018UN | 1000       | 1800 | £1,009.00 |



- 30mm screen thickness
- Superior build quality
- Robust aluminium extruded frame
- Half upholstered in fire retardant fabric with 3mm Perspex top half or fully glazed with 3mm Perspex
- Lightweight construction
- Trim mounted mobile feet included
- Single toolrail middle profile for half glazed screen
- Triple toolrail middle profile for fully glazed screen
- Epoxy powder coated frame available in white or silver
- Multiple Perspex colour choices
- See page 180 for glaze options

FABRIC FINISH // MADE TO ORDER TRIM FINISH



|       |        |       |
|-------|--------|-------|
| WHITE | SILVER | BLACK |
| WH    | SV     | BK    |



TYPE 3 - HALF GLAZED

|               | Dimensions |      | RRP       |
|---------------|------------|------|-----------|
|               | W          | H    |           |
| TKT3SKT0815UN | 800        | 1500 | £884.00   |
| TKT3SKT1015UN | 1000       | 1500 | £951.00   |
| TKT3SKT0818UN | 800        | 1800 | £953.00   |
| TKT3SKT1018UN | 1000       | 1800 | £1,087.00 |



TYPE 4 - FULLY GLAZED

|               | Dimensions |      | RRP       |
|---------------|------------|------|-----------|
|               | W          | H    |           |
| TKT4SKT0815UN | 800        | 1500 | £987.00   |
| TKT4SKT1015UN | 1000       | 1500 | £1,024.00 |
| TKT4SKT0818UN | 800        | 1800 | £1,046.00 |
| TKT4SKT1018UN | 1000       | 1800 | £1,084.00 |

# SCREEN FINISH GUIDE

Too much choice? Let us help you with that. Whether it's a Granite grey, an Ocean blue or a Jezebel red; we've created a guide to help you pick your perfect fabric.

Should you need more information regarding screen finishes and their application, please give the sales team a call.

## TOOLRAIL / PANEL / DIVIDE / MOBILE / LYLE SCREENS

| Screen Fabric Bands |  |   |   |
|---------------------|--|---|---|
| Band 1              | Band 2   | Band 3  | Band 4  |
| Cara<br>Carlow      | Lucia<br>Phoenix<br>Era<br>Citadel<br>Sonus<br>Rivet<br>Lucia CS | Gravity<br>Advantage<br>Manhattan<br>Canopy<br>Sprint<br>Xtreme<br>Chateau<br>X2<br>Velocity<br>Nexus<br>Blazer Lite<br>Urban<br>Synergy 170<br>Main Line Plus<br>Aspect<br>Patina<br>Quest | 24/7 Flax<br>Mainline Flax<br>Hi-Tech<br>Synergy<br>Hemp<br>Silk<br>Intervene Texture<br>Intervene Plain<br>Blazer<br>Aquarius<br>Track |

// NOTE: Grip screens are not available in sonus fabric

## ELCO SCREENS

| Screen Fabric Bands |                          |                                     |        |
|---------------------|--------------------------|-------------------------------------|--------|
| Band 1              | Band 2                   | Band 3                              | Band 4 |
| Cara<br>Carlow      | Lucia<br>Era<br>Lucia CS | Nexus<br>Blazer Lite<br>Synergy 170 | N/A    |

## CONTEMPO SCREENS

| Screen Fabric Bands |        |             |        |
|---------------------|--------|-------------|--------|
| Band 1              | Band 2 | Band 3      | Band 4 |
| N/A                 | N/A    | Blazer Lite | N/A    |

## PERSPEX SELECTION

|            | Colour          | Toolrail | Divide | Mobile |
|------------|-----------------|----------|--------|--------|
| Solid Fill | Aurora Violet   | •        | •      | •      |
|            | Perfect Plum    | •        | •      | •      |
|            | Citrus Yellow   | •        | •      | N/A    |
|            | Chilli Red      | •        | •      | •      |
|            | Mandarin Orange | •        | •      | •      |
|            | Lime Zest       | •        | •      | •      |
|            | Opal (drywipe)  | N/A      | N/A    | •      |
| Opaque     | Glacier Green   | •        | •      | •      |
|            | Electric Blue   | •        | •      | •      |
|            | Polar White     | •        | •      | •      |
|            | Slate Grey      | •        | •      | •      |

// NOTE: For whiteboard use, please select the Opal perspex as this is the only dry wipe finish



Handwritten notes and diagrams on the whiteboard, including a flowchart and a list of items.

Flowchart structure:

- Top level: **PROJEKT**
- Second level: **PROJEKTZIELE**, **PROJEKTORGANISATION**, **PROJEKTLEISTUNG**
- Third level: **PROJEKTLEISTUNG** branches into **PROJEKTLEISTUNG 1**, **PROJEKTLEISTUNG 2**, **PROJEKTLEISTUNG 3**
- Bottom level: **PROJEKTLEISTUNG 1** branches into **PROJEKTLEISTUNG 1.1**, **PROJEKTLEISTUNG 1.2**, **PROJEKTLEISTUNG 1.3**

Other notes include:

- PROJEKTLEISTUNG 1.1**
- PROJEKTLEISTUNG 1.2**
- PROJEKTLEISTUNG 1.3**
- PROJEKTLEISTUNG 2**
- PROJEKTLEISTUNG 3**
- PROJEKTLEISTUNG 4**
- PROJEKTLEISTUNG 5**
- PROJEKTLEISTUNG 6**
- PROJEKTLEISTUNG 7**
- PROJEKTLEISTUNG 8**
- PROJEKTLEISTUNG 9**
- PROJEKTLEISTUNG 10**
- PROJEKTLEISTUNG 11**
- PROJEKTLEISTUNG 12**
- PROJEKTLEISTUNG 13**
- PROJEKTLEISTUNG 14**
- PROJEKTLEISTUNG 15**
- PROJEKTLEISTUNG 16**
- PROJEKTLEISTUNG 17**
- PROJEKTLEISTUNG 18**
- PROJEKTLEISTUNG 19**
- PROJEKTLEISTUNG 20**

# MAGNUM SCREENS



- Strong and durable construction
- Made from fire retardant materials
- G-clamp brackets included

## STRAIGHT SCREEN

|          | Dimensions |    |     | RRP            |
|----------|------------|----|-----|----------------|
|          | W          | D  | H   |                |
| DMS1200S | 1200       | 25 | 400 | <b>£124.00</b> |
| DMS1400S | 1400       | 25 | 400 | <b>£132.00</b> |
| DMS1600S | 1600       | 25 | 400 | <b>£138.00</b> |
| DMS1800S | 1800       | 25 | 400 | <b>£149.00</b> |

### FINISHES

|               |       |
|---------------|-------|
| ROYAL<br>BLUE | BLACK |
| RB            | BK    |

- Strong and durable construction
- Made from fire retardant materials
- Feet included



## FLOOR STANDING SCREEN

|          | Dimensions |    |      | RRP            |
|----------|------------|----|------|----------------|
|          | W          | D  | H    |                |
| FST1216S | 1200       | 25 | 1600 | <b>£268.00</b> |
| FST1618S | 1600       | 25 | 1800 | <b>£350.00</b> |



# TALOS STEEL STORAGE

// 15

Inspired by our customer's needs and designed with resilience in mind. Talos is perfect for the meticulous office worker, the organised freelancer, and the perfectly prepped teacher.






# SECTION CONTENTS



**TALOS STEEL PEDESTALS**  
Page 186



**TALOS FILING CABINETS**  
Page 187



**TALOS TAMBOURS**  
Page 188



**TALOS CUPBOARDS**  
Page 189

# TALOS STEEL PEDESTALS

**7<sup>YR</sup>**  
COMPONENT  
GUARANTEE

**A4**  
SUSPENSION  
FILING

**FS**  
SUSPENSION  
FILING

**15<sup>KG</sup>**  
LOAD  
CAPACITY  
PER DRAWER

LOCKABLE



**MOBILE PEDESTAL**

|         | Dimensions |     |     | RRP     |
|---------|------------|-----|-----|---------|
|         | W          | D   | H   |         |
| TKUSMP3 | 380        | 470 | 615 | £357.00 |

- Pen tray included with this model
- Fits A4 files side to side and front to back with filing bar
- Fits foolscap front to back
- Anti-tilt



**SLIMLINE MOBILE PEDESTAL**

|          | Dimensions |     |     | RRP     |
|----------|------------|-----|-----|---------|
|          | W          | D   | H   |         |
| TKUSSMP3 | 300        | 470 | 615 | £335.00 |

- Pen tray not available with slimline model
- Fits A4 front to back with filing bar
- Fits foolscap front to back with filing bar
- Anti-tilt

**STOCKED FINISHES**

|       |       |        |
|-------|-------|--------|
| WHITE | BLACK | SILVER |
| WH    | BK    | SV     |



# TALOS FILING CABINETS

**7YR**  
COMPONENT  
GUARANTEE

**A4**  
SUSPENSION  
FILING

**FS**  
SUSPENSION  
FILING

**40<sup>KG</sup>**  
LOAD  
CAPACITY  
PER DRAWER

LOCKABLE



## STOCKED FINISHES

|       |       |      |                 |
|-------|-------|------|-----------------|
| WHITE | BLACK | GREY | COFFEE<br>CREAM |
| WH    | BK    | GR   | CC              |

- 100% drawer extension
- Anti-tilt
- Fits A4 side to side with filing bar
- Fits footscap side to side



|        | Drawers | Dimensions |     |      | RRP     |
|--------|---------|------------|-----|------|---------|
|        |         | W          | D   | H    |         |
| TCS2FC | 2       | 465        | 620 | 695  | £361.00 |
| TCS3FC | 3       | 465        | 620 | 1000 | £388.00 |
| TCS4FC | 4       | 465        | 620 | 1300 | £472.00 |

# TALOS TAMBOURS

**7YR**  
COMPONENT  
GUARANTEE

**A4**  
SUSPENSION  
FILING

**FS**  
SUSPENSION  
FILING

**50<sup>KG</sup>**  
LOAD  
CAPACITY  
PER SHELF

LOCKABLE



STOCKED FINISHES

|       |      |
|-------|------|
| WHITE | GREY |
| WH    | GR   |

- A flexible alternative to wooden storage
- Lockable side-opening shutter door
- Allows user to mix flat shelves and suspension frames together
- Included shelves can be used for under shelf filing
- TCSOTFF fits A4 front to back or side to side & foolscap front to back one side only



|                  | Shelves | Dimensions |     |      | RRP            |
|------------------|---------|------------|-----|------|----------------|
|                  |         | W          | D   | H    |                |
| <b>TCSOT1050</b> | 2       | 1000       | 450 | 1050 | <b>£752.00</b> |
| <b>TCSOT1950</b> | 4       | 1000       | 450 | 1950 | <b>£963.00</b> |

**TCSOTFF** - Roll out tambour filing frame. Sold individually **£218.00**

**TCS-TAM-SHELF** - Dual purpose tambour shelf. Sold individually **£74.00**



TCSOTFF

# TALOS CUPBOARDS

7YR  
COMPONENT  
GUARANTEE

A4  
SUSPENSION  
FILING

40<sup>KG</sup>  
LOAD  
CAPACITY  
PER SHELF

LOCKABLE



## STOCKED FINISHES

|       |      |
|-------|------|
| WHITE | GREY |
| WH    | GR   |

- A flexible alternative to wooden storage
- Square lockable handles
- Included shelves can be used for under shelf filing
- 180° door opening



|   | Shelves | Dimensions |     |      | RRP     |
|---|---------|------------|-----|------|---------|
|   |         | W          | D   | H    |         |
| TCSDDC1000  | 2       | 920        | 420 | 1000 | £398.00 |
| TCSDDC1790  | 4       | 920        | 420 | 1790 | £512.00 |
| TCSDDC1950  | 4       | 920        | 420 | 1950 | £640.00 |
| TCS-SHELF-BK - Dual purpose cupboard shelf. Sold individually |         |            |     |      | £41.00  |



# BISLEY COLLECTION

// 16

Access the iconic Bisley collection, a British-made broad range of steel products with an assortment of versatile storage, all your needs and requirements are covered.



# SECTION CONTENTS



**MULTIDRAWERS**  
Page 192



**SIDE FILERS**  
Page 194



**TAMBOURS**  
Page 195



**CUPBOARDS**  
Page 196



**LOWER LOCKERS**  
Page 197



**LOCKERS**  
Page 198



**PRIMARY LOCKERS**  
Page 199



**CLEAN AND DIRTY**  
Page 202



**COMBI LOCKERS**  
Page 202



**POLICE LOCKERS**  
Page 203



**CLOAKROOM BENCHES**  
Page 204

# BISLEY MULTIDRAWERS

7YR  
COMPONENT  
GUARANTEE

100%  
DRAWER  
EXTENSION

MADE  
TO  
ORDER



• Drawer height - 87mm high

• Drawer height - 51mm high

|         | Drawers | Dimensions |     |     | RRP     |
|---------|---------|------------|-----|-----|---------|
|         |         | W          | D   | H   |         |
| H29/6NL | 6       | 279        | 380 | 590 | £305.00 |
| H39/9NL | 9       | 279        | 380 | 860 | £411.00 |

|          | Drawers | Dimensions |     |     | RRP     |
|----------|---------|------------|-----|-----|---------|
|          |         | W          | D   | H   |         |
| H29/10NL | 10      | 279        | 380 | 590 | £310.00 |
| H39/15NL | 15      | 279        | 380 | 860 | £435.00 |



## BASE OPTION

|  | RRP    |
|--|--------|
| HMDPLNTH - 120mm high black plinth base, single for 10 & 15 drawer | £41.00 |



**// NOTE:**  
Compartment trays available,  
please speak to sales for details



## STOCKED FINISH

- GOOSE GREY
- G/G

## MADE TO ORDER FINISHES

|                   |                      |                      |                        |               |                   |
|-------------------|----------------------|----------------------|------------------------|---------------|-------------------|
| ANTHRACITE<br>AA3 | AZURE<br>BP5         | BLACK<br>AV1         | BISLEY YELLOW<br>BP2   | FUSHIA<br>BE2 | GOOSE GREY<br>AV4 |
| LIGHT GREY<br>AV7 | BISLEY ORANGE<br>BN6 | CARDINAL RED<br>AY8  | CHALK<br>AB9           | COFFEE<br>AV5 | CREAM<br>AV6      |
| MIMOSA<br>BP8     | OXFORD BLUE<br>AY7   | TRAFFIC WHITE<br>BA5 | SILVER (SMOOTH)<br>ARN |               |                   |



# BISLEY MULTIDRAWERS

7YR  
COMPONENT  
GUARANTEE

100%  
DRAWER  
EXTENSION

MADE  
TO  
ORDER



## 3 DRAWER

|            | Dimensions |     |     | RRP     |
|------------|------------|-----|-----|---------|
|            | W          | D   | H   |         |
| H123NL-BN6 | 279        | 380 | 325 | £160.00 |

- The Multidrawer is a design classic that's as versatile as it is iconic

## 5 DRAWER

|            | Dimensions |     |     | RRP     |
|------------|------------|-----|-----|---------|
|            | W          | D   | H   |         |
| H125NL-AA3 | 279        | 380 | 325 | £180.00 |

- The Multidrawer is a design classic that's as versatile as it is iconic

### MADE TO ORDER FINISHES

|                    |                |                  |        |                 |                  |
|--------------------|----------------|------------------|--------|-----------------|------------------|
| ANTHRACITE<br>GREY | BISLEY<br>BLUE | BISLEY<br>ORANGE | REGENT | BISLEY<br>GREEN | TRAFFIC<br>WHITE |
| AA3                | BC6            | BN6              | AG8    | BH2             | BA5              |



# BISLEY ESSENTIALS SIDE FILERS

5<sup>YR</sup>  
COMPONENT  
GUARANTEE

A4  
SUSPENSION  
FILING

FS  
SUSPENSION  
FILING

LOCKABLE

MADE  
TO  
ORDER



MADE TO ORDER FINISHES

|            |             |       |        |               |            |            |
|------------|-------------|-------|--------|---------------|------------|------------|
| LIGHT GREY | CHALK WHITE | BLACK | SILVER | TRAFFIC WHITE | GOOSE GREY | ANTHRACITE |
| LTG        | WHT         | AV1   | ARN    | BA5           | AV4        | AA3        |

- Ideal for offices where floor space is limited
- Fits A4 and foolscap suspension filing
- All units have adjustable feet

|        | Drawers | Dimensions |     |      | RRP       |
|--------|---------|------------|-----|------|-----------|
|        |         | W          | D   | H    |           |
| ESSF2D | 2       | 800        | 470 | 693  | £1,455.00 |
| ESSF3D | 3       | 800        | 470 | 1000 | £1,653.00 |
| ESSF4D | 4       | 800        | 470 | 1300 | £2,134.00 |



# BISLEY ESSENTIALS TAMBOURS

5 YR  
COMPONENT  
GUARANTEE

LOCKABLE



## STOCKED FINISH

|            |
|------------|
| LIGHT GREY |
| AV7        |

## MADE TO ORDER FINISHES

|              |                |            |       |       |        |               |            |
|--------------|----------------|------------|-------|-------|--------|---------------|------------|
| OAK & SILVER | BEECH & SILVER | GOOSE GREY | BLACK | CHALK | SILVER | TRAFFIC WHITE | ANTHRACITE |
| OS           | BS             | GG         | AV1   | AB9   | ARN    | BA5           | AA3        |

## MADE TO ORDER SHUTTER FINISHES

|            |       |             |        |           |
|------------|-------|-------------|--------|-----------|
| LIGHT GREY | BLACK | EXTRA WHITE | SILVER | DARK GREY |
| 1          | 5     | EW          | SL     | 9         |

- Adjustable feet
- Priced empty, for interior fittings, see page 196



|          | Dimensions |     |      | RRP       |
|----------|------------|-----|------|-----------|
|          | W          | D   | H    |           |
| ESSOT101 | 1000       | 470 | 1015 | £802.00   |
| ESSOT158 | 1000       | 470 | 1585 | £979.00   |
| ESSOT198 | 1000       | 470 | 1985 | £1,031.00 |

# BISLEY CONTRACT CUPBOARDS

7YR  
COMPONENT  
GUARANTEE

40 KG  
LOAD  
CAPACITY

LOCKABLE

MADE  
TO  
ORDER



- 3 point locking system
- Included shelves can be used for under shelf filing

|            | Shelves                              | Dimensions |     |      | RRP     |
|------------|--------------------------------------|------------|-----|------|---------|
|            |                                      | W          | D   | H    |         |
| E402A01    | 1                                    | 914        | 400 | 1000 | £447.00 |
| E722A03    | 3                                    | 914        | 400 | 1806 | £634.00 |
| E782A04    | 4                                    | 914        | 400 | 1950 | £723.00 |
| E198P1/BLK | Extra dual purpose shelf, black only |            |     |      | £37.00  |

MADE TO ORDER FINISHES

|            |              |
|------------|--------------|
| GOOSE GREY | COFFEE CREAM |
| G/G        | C/C          |

# BISLEY ESSENTIALS CUPBOARDS

5 YR  
COMPONENT  
GUARANTEE

LOCKABLE

MADE  
TO  
ORDER



- Wide range of interior fittings available
- Levelling feet
- Standard shelves can be used for under shelf filing
- Supplied empty, please choose from shelves below

|         | Dimensions |     |      | RRP     |
|---------|------------|-----|------|---------|
|         | W          | D   | H    |         |
| ESCB101 | 914        | 470 | 1015 | £591.00 |
| ESCB158 | 914        | 470 | 1585 | £632.00 |
| ESCB198 | 914        | 470 | 1985 | £831.00 |

- \* YETBUS10 - Standard shelf £49.00
- ROSH/BLK - Roll-out suspension filing frame £222.00
- BSSDP1BLK - Slotted shelf £92.00
- SHDV85P5PS - Pack of 5 dividers for slotted shelf £92.00
- ROSH/BLK - Roll-out shelf £194.00

// NOTE: \*Shelves are designed for A4 files with 345mm centres

MADE TO ORDER FINISHES

|            |            |       |             |        |               |            |
|------------|------------|-------|-------------|--------|---------------|------------|
| GOOSE GREY | LIGHT GREY | BLACK | CHALK WHITE | SILVER | TRAFFIC WHITE | ANTHRACITE |
| G/G        | AV7        | AV1   | AB9         | ARN    | BA5           | AA3        |

# LOWER HEIGHT

5 YR  
COMPONENT  
GUARANTEE

LOCKABLE

MADE  
TO  
ORDER



## 1 DOOR

|             | Dimensions |     |      | RRP     |
|-------------|------------|-----|------|---------|
|             | W          | D   | H    |         |
| PLHS9125381 | 225        | 380 | 915  | £270.00 |
| PLHS1330451 | 300        | 450 | 1370 | £353.00 |

## 2 DOOR

|             | Dimensions |     |      | RRP     |
|-------------|------------|-----|------|---------|
|             | W          | D   | H    |         |
| PLHS3350452 | 500        | 450 | 1330 | £473.00 |
| PLHS1330451 | 300        | 300 | 1370 | £353.00 |

## 3 DOOR

|             | Dimensions |     |      | RRP     |
|-------------|------------|-----|------|---------|
|             | W          | D   | H    |         |
| PLHS3350453 | 500        | 450 | 1330 | £530.00 |
| PLHS1330453 | 300        | 450 | 1370 | £450.00 |

- All lockers are available with up to six doors and in banks of up to four columns
- All door are available with discreet label holders.

- All lockers are available with up to six doors and in banks of up to four columns
- All door are available with discreet label holders.

- All lockers are available with up to six doors and in banks of up to four columns
- All door are available with discreet label holders.

### MADE TO ORDER FINISHES

|                 |                |               |
|-----------------|----------------|---------------|
| CARDINAL<br>RED | OXFORD<br>BLUE | LIGHT<br>GREY |
| AY8             | AY7            | AV7           |



5 YR  
COMPONENT  
GUARANTEE

LOCKABLE



# LOCKERS



STOCKED FINISH

GOOSE  
GREY  
G/G



STOCKED FINISH

GOOSE  
GREY  
G/G

## 1 DOOR LOCKER

|        | Dimensions |     |      | RRP     |
|--------|------------|-----|------|---------|
|        | W          | D   | H    |         |
| CLK121 | 305        | 305 | 1802 | £293.00 |
| CLK181 | 305        | 457 | 1802 | £350.00 |

- 305mm deep version has a shelf and hook
- 457mm deep version has a shelf and rail
- Cam lock fitted as standard and supplied with 2 keys
- Ventilation holes to allow air to circulate

## 2 DOOR LOCKER

|        | Dimensions |     |      | RRP     |
|--------|------------|-----|------|---------|
|        | W          | D   | H    |         |
| CLK122 | 305        | 305 | 1802 | £353.00 |
| CLK182 | 305        | 457 | 1802 | £392.00 |

- Two door cupboards come with a hook
- Cam lock fitted as standard and supplied with 2 keys
- Ventilation holes to allow air to circulate



STOCKED FINISH

GOOSE  
GREY  
G/G



STOCKED FINISH

GOOSE  
GREY  
G/G

## 4 DOOR LOCKER

|        | Dimensions |     |      | RRP     |
|--------|------------|-----|------|---------|
|        | W          | D   | H    |         |
| CLK124 | 305        | 305 | 1802 | £412.00 |
| CLK184 | 305        | 457 | 1802 | £446.00 |

- Cam lock fitted as standard and supplied with 2 keys
- Ventilation holes to allow air to circulate

## 6 DOOR LOCKER

|        | Dimensions |     |      | RRP     |
|--------|------------|-----|------|---------|
|        | W          | D   | H    |         |
| CLK126 | 305        | 305 | 1802 | £478.00 |
| CLK186 | 305        | 457 | 1802 | £531.00 |

- Cam lock fitted as standard and supplied with 2 keys
- Ventilation holes to allow air to circulate

# PRIMARY LOCKERS

5 YR  
COMPONENT  
GUARANTEE

LOCKABLE

MADE  
TO  
ORDER



## 1 DOOR

|             | Dimensions |     |      | RRP     |
|-------------|------------|-----|------|---------|
|             | W          | D   | H    |         |
| PEDS1830451 | 300        | 450 | 1800 | £355.00 |

## 2 DOOR

|             | Dimensions |     |      | RRP     |
|-------------|------------|-----|------|---------|
|             | W          | D   | H    |         |
| PEDS1830452 | 300        | 450 | 1800 | £398.00 |

## 3 DOOR

|             | Dimensions |     |      | RRP     |
|-------------|------------|-----|------|---------|
|             | W          | D   | H    |         |
| PEDS1830453 | 300        | 450 | 1800 | £435.00 |



## 4 DOOR

|             | Dimensions |     |      | RRP     |
|-------------|------------|-----|------|---------|
|             | W          | D   | H    |         |
| PEDS1830454 | 300        | 450 | 1800 | £450.00 |

## 5 DOOR

|             | Dimensions |     |      | RRP     |
|-------------|------------|-----|------|---------|
|             | W          | D   | H    |         |
| PEDS1830455 | 300        | 450 | 1800 | £495.00 |

## 6 DOOR

|             | Dimensions |     |      | RRP     |
|-------------|------------|-----|------|---------|
|             | W          | D   | H    |         |
| PEDS1830456 | 300        | 450 | 1800 | £535.00 |

- All lockers are available with up to six doors and in banks of up to four columns
- All doors are available with discreet label holders.
- A selection of paint finishes are available for door fronts.
- Choice of a steel locker stand, a standard locker plinth, a raised foot with levelling capabilities and benching. Please contact sales for further details
- 5 year warranty

### MADE TO ORDER FINISHES

|       |       |       |              |             |       |                 |       |            |        |            |          |               |
|-------|-------|-------|--------------|-------------|-------|-----------------|-------|------------|--------|------------|----------|---------------|
| CHALK | BEIGE | CREAM | CARDINAL RED | OXFORD BLUE | BLACK | ANTHRACITE GREY | SLATE | GOOSE GREY | SILVER | LIGHT GREY | PORTLAND | TRAFFIC WHITE |
| AB9   | AV8   | AV6   | AY8          | AY7         | AV1   | AA3             | AN9   | AV4        | ARN    | AV7        | AB8      | BA5           |

# BISLEY LOCKER WALL



## LOCKERWALL

A contemporary take on traditional lockers that combines functionality with style. Elevate your organisation's aesthetic by seamlessly connecting locker and storage modules along empty walls or within existing alcoves, maximising every inch of your space.

But LockerWall is more than just a storage solution; it's a transformative design element. The lower-height lockers create distinct zones and enhance space division, providing your workplace with defined neighbourhoods. The standing height options serve dual purposes, functioning as impromptu work surfaces or customisable with planters for a touch of biophilia, uplifting the mood.

In today's dynamic work environment, personal storage is no longer an afterthought confined to cloakrooms. It's an integral part of the front office landscape. Our unique storage solutions access valuable space and promote productivity, fostering a sense of belonging for everyone.

Experience the simplicity and security of the latest intelligent locking software, including networked and hard-wired locks, making personal storage and facility management a breeze.

LockerWall for any project size, we've got you covered.

Benefit from our expert knowledge with complete site surveys, plans, elevation drawings, and various installation options. Choose from an extensive palette of 34 steel finishes, 11 wood finishes, five compact grade laminate, and 50 fabric options to tailor LockerWall precisely to your vision.

Ready to transform your workspace? Our dedicated team can guide you through myriad options - from dimensions and accessories to colours and finishes. Whether you need a precise design specification or a custom-built your workplace.





5YR  
COMPONENT  
GUARANTEE

LOCKABLE

MADE  
TO  
ORDER



# CLEAN AND DIRTY LOCKER



The Clean and Dirty Locker is a single door locker divided into two clothing compartments with hanging rails, perfect for separating clean clothes from dirty workwear and overalls. With shelving above, there is also space for your personal belongings to be kept clean, safe and secure.

- Designed for durability
- Feature a smart grey carcass and a selection of door colours
- 5 year warranty

|  | Dimensions      | RRP     |
|--|-----------------|---------|
| PCDS1845601 //<br>CLEAN AND DIRTY LOCKER | D600 W450 H1800 | £502.00 |

# COMBI LOCKER



The Combi Locker features a narrow hanging space with a coat hook and a series of internal shelves above and to the side, enclosed behind a single door. There is enough space to store personal and workwear items in a range of working environments.

- Designed for durability
- Feature a smart grey carcass and a selection of door colours
- 5 year warranty

|                                | Dimensions      | RRP     |
|--------------------------------|-----------------|---------|
| PCOS1845451 //<br>COMBI LOCKER | D450 W450 H1800 | £404.00 |

# POLICE LOCKER

5 YR  
COMPONENT  
GUARANTEE

LOCKABLE

MADE  
TO  
ORDER



Manufactured in line with industry standards, the single door Police Locker comprises of two large compartments, a top shelf designed to store Police headwear, and hanging space below with a coat rail for uniform.

- Designed for durability
- Feature a smart grey carcass and a selection of door colours
- 5 year warranty

|                                 | Dimensions      | RRP     |
|---------------------------------|-----------------|---------|
| PPOS1845601 //<br>POLICE LOCKER | D600 W450 H1800 | £452.00 |

## MADE TO ORDER FINISHES

|                 |                |               |
|-----------------|----------------|---------------|
| CARDINAL<br>RED | OXFORD<br>BLUE | LIGHT<br>GREY |
| AY8             | AY7            | AV7           |



5 YR  
COMPONENT  
GUARANTEE

MADE  
TO  
ORDER



# CLOAKROOM BENCHES



SINGLE SIDED CLOAKROOM BENCHES

|           | Hooks | Dimensions |     |      | RRP       |
|-----------|-------|------------|-----|------|-----------|
|           |       | W          | D   | H    |           |
| PCJ131530 | 12    | 1500       | 300 | 1370 | £1,165.00 |
| PCB181230 | 12    | 1500       | 600 | 1800 | £1,268.00 |



DOUBLE SIDED CLOAKROOM BENCHES

|           | Hooks | Dimensions |     |      | RRP       |
|-----------|-------|------------|-----|------|-----------|
|           |       | W          | D   | H    |           |
| PCD181260 | 12    | 1200       | 600 | 1800 | £1,525.00 |



FREE STANDING SINGLE BENCH

|           | Dimensions |     |     | RRP     |
|-----------|------------|-----|-----|---------|
|           | W          | D   | H   |         |
| PFB471230 | 1200       | 300 | 470 | £725.00 |

A tough bench with either a single or double sided overhead coat hooks - suitable for any changing room or industrial area

- The steel frames have a light grey coating that resists scuffs and scratches
- The black bench slats are made from recycled plastic
- Overhead hooks offer flexible and robust storage for coats
- Adjustable feet allow the bench to be levelled, even on bumpy surfaces
- Delivered assembled and ready to use
- M6 fixing bolts are provided
- 5 year warranty



# LOCKERS & SAFES

// 17

Need somewhere to store your laptop whilst you take that well-earned break? Secure what's important to you with our selection of versatile wooden, steel lockers and fire-resistant safes.



# SECTION CONTENTS



**WOODEN LOCKERS**  
Page 208



**STEEL LOCKERS**  
Page 210



**FIRE RESISTANT SAFES**  
Page 212



**SAFES**  
Page 214

5 YR  
COMPONENT  
GUARANTEE

LOCKABLE

MADE  
TO  
ORDER

# WOODEN LOCKERS

// NOTE: contact sales for lead time



## 1 DOOR LOCKER

|       | Doors | Dimensions |     |      | RRP     |
|-------|-------|------------|-----|------|---------|
|       |       | W          | D   | H    |         |
| TCCP1 | 1     | 346        | 397 | 1900 | £995.00 |


- Available in 8 finishes
- Cam locks come as standard. All other locks are POA
- 18mm wooden carcass
- Bespoke options available, please contact for details
- Available in 6 door configurations
- Outer carcass and wooden plinth (shown opposite) available upon request



## 2 DOOR LOCKER

|       | Doors | Dimensions |     |      | RRP       |
|-------|-------|------------|-----|------|-----------|
|       |       | W          | D   | H    |           |
| TCCP2 | 2     | 346        | 397 | 1900 | £1,195.00 |

- Available in 10 finishes
- Cam locks come as standard. All other locks are POA
- 18mm wooden carcass
- Bespoke options available, please contact for details
- Available in 6 door configurations
- Outer carcass and wooden plinth (shown opposite) available upon request



## 3 DOOR LOCKER

|       | Doors | Dimensions |     |      | RRP       |
|-------|-------|------------|-----|------|-----------|
|       |       | W          | D   | H    |           |
| TCCP3 | 3     | 346        | 397 | 1900 | £1,395.00 |

- Available in 8 finishes
- Cam locks come as standard. All other locks are POA
- 18mm wooden carcass
- Bespoke options available, please contact for details
- Available in 6 door configurations
- Outer carcass and wooden plinth (shown opposite) available upon request



## 4 DOOR LOCKER

|       | Doors | Dimensions |     |      | RRP       |
|-------|-------|------------|-----|------|-----------|
|       |       | W          | D   | H    |           |
| TCCP4 | 4     | 346        | 397 | 1900 | £1,595.00 |

- Available in 8 finishes
- Cam locks come as standard. All other locks are POA
- 18mm wooden carcass
- Bespoke options available, please contact for details
- Available in 6 door configurations
- Outer carcass and wooden plinth (shown opposite) available upon request





### 5 DOOR LOCKER

|       | Doors | Dimensions |     |      | RRP       |
|-------|-------|------------|-----|------|-----------|
|       |       | W          | D   | H    |           |
| TCCP5 | 5     | 346        | 397 | 1900 | £1,795.00 |

- Available in 8 finishes
- Cam locks come as standard. All other locks are POA
- 18mm wooden carcass
- Bespoke options available, please contact for details
- Available in 6 door configurations
- Outer carcass and wooden plinth (shown below) available upon request



### 6 DOOR LOCKER

|       | Doors | Dimensions |     |      | RRP       |
|-------|-------|------------|-----|------|-----------|
|       |       | W          | D   | H    |           |
| TCCP6 | 6     | 346        | 397 | 1900 | £1,995.00 |

- Available in 8 finishes
- Cam locks come as standard. All other locks are POA
- 18mm wooden carcass
- Bespoke options available, please contact for details
- Available in 6 door configurations
- Outer carcass and wooden plinth (shown below) available upon request

#### MADE TO ORDER FINISHES

|            |       |              |                   |      |            |                      |       |
|------------|-------|--------------|-------------------|------|------------|----------------------|-------|
| ANTHRACITE | BLACK | ELLMAU BEECH | GREY NEBRASKA OAK | GREY | SORANO OAK | NATURAL NEBRASKA OAK | WHITE |
| ANT        | BK    | B            | GNO               | GRY  | SO         | NNO                  | WHT   |



# STEEL LOCKERS

5 YR  
COMPONENT  
GUARANTEE

LOCKABLE

MADE  
TO  
ORDER

// NOTE: contact sales for lead time

- Biocote paint finish to offer antibacterial surface
- Single door lockers come with coat hook and hat shelf
- Ventilated top and bottom to allow for air circulation
- Meets BS4680-1996 standard duty clothes locker
- Postcode restrictions apply




## 1 DOOR LOCKER

|           | Dimensions |     |      | RRP     |
|-----------|------------|-----|------|---------|
|           | W          | D   | H    |         |
| TC1DRLK30 | 305        | 305 | 1802 | £334.00 |
| TC1DRLK45 | 305        | 457 | 1802 | £381.00 |

### MADE TO ORDER FINISHES

|            |        |           |
|------------|--------|-----------|
| LIGHT GREY | BLUE   | GREEN     |
| LG         | BL     | GR        |
| RED        | YELLOW | DARK GREY |
| RD         | YE     | DG        |

- Biocote paint finish to offer antibacterial surface
- Ventilated top and bottom to allow for air circulation
- Meets BS4680-1996 standard duty clothes locker
- Postcode restrictions apply



## 2 DOOR LOCKER

|           | Dimensions |     |      | RRP     |
|-----------|------------|-----|------|---------|
|           | W          | D   | H    |         |
| TC2DRLK30 | 305        | 305 | 1802 | £358.00 |
| TC2DRLK45 | 305        | 457 | 1802 | £410.00 |

### MADE TO ORDER FINISHES

|            |        |           |
|------------|--------|-----------|
| LIGHT GREY | BLUE   | GREEN     |
| LG         | BL     | GR        |
| RED        | YELLOW | DARK GREY |
| RD         | YE     | DG        |

- Biocote paint finish to offer antibacterial surface
- Ventilated top and bottom to allow for air circulation
- Meets BS4680-1996 standard duty clothes locker
- Postcode restrictions apply

#### 4 DOOR LOCKER

|           | Dimensions |     |      | RRP     |
|-----------|------------|-----|------|---------|
|           | W          | D   | H    |         |
| TC4DRLK30 | 305        | 305 | 1802 | £451.00 |
| TC4DRLK45 | 305        | 457 | 1802 | £493.00 |



#### MADE TO ORDER FINISHES

|            |        |           |
|------------|--------|-----------|
| LIGHT GREY | BLUE   | GREEN     |
| LG         | BL     | GR        |
| RED        | YELLOW | DARK GREY |
| RD         | YE     | DG        |

- Biocote paint finish to offer antibacterial surface
- Ventilated top and bottom to allow for air circulation
- Meets BS4680-1996 standard duty clothes locker
- Postcode restrictions apply

#### 6 DOOR LOCKER

|           | Dimensions |     |      | RRP     |
|-----------|------------|-----|------|---------|
|           | W          | D   | H    |         |
| TC6DRLK30 | 305        | 305 | 1802 | £537.00 |
| TC6DRLK45 | 305        | 457 | 1802 | £584.00 |



#### MADE TO ORDER FINISHES

|            |        |           |
|------------|--------|-----------|
| LIGHT GREY | BLUE   | GREEN     |
| LG         | BL     | GR        |
| RED        | YELLOW | DARK GREY |
| RD         | YE     | DG        |

**2** YR  
COMPONENT  
GUARANTEE

**MADE  
TO  
ORDER**

# FIRE RESISTANT SAFES

// **NOTE:** contact sales for lead time



FS2254E



FS2252K



FSDPI08

## WORLD CLASS VERTICAL FIRE FILE FS2250K/E SERIES

|                                  | Drawers | Weight<br>KG | Dimensions |     |      | RRP       |
|----------------------------------|---------|--------------|------------|-----|------|-----------|
|                                  |         |              | W          | D   | H    |           |
| FS2252K                          | 2       | 140          | 525        | 675 | 720  | £3,069.00 |
| FS2252E                          | 2       | 140          | 525        | 675 | 720  | £3,140.00 |
| FS2254K                          | 4       | 266          | 525        | 675 | 1405 | £4,447.00 |
| FS2254E                          | 4       | 266          | 525        | 675 | 1405 | £4,517.00 |
| FSDPI08 - Data protection insert |         | 20           |            |     |      | £917.00   |



WHITE  
WHT

Electronic Locking (E), Key Locking (K). 90 Minutes fire protection for paper records & data when FSDPI08 is used. Water resistant seals prevent damage to contents against sprinkler systems. Able to accommodate Foolscap, A4 & A5 files using width adjustable rails. Independent drawer locking allows any combinations of open or locked drawers.



FS1912E



FS1913E



FS1914E



FS1513K



FS1514K/E



FS1512K



WHITE  
WHT

## FIRE COMMANDER FS1910E SERIES

|         | Litres | Weight<br>KG | Dimensions |     |      | RRP       |
|---------|--------|--------------|------------|-----|------|-----------|
|         |        |              | W          | D   | H    |           |
| FS1911E | 220    | 260          | 690        | 650 | 1160 | £4,726.00 |
| FS1912E | 338    | 340          | 690        | 650 | 1685 | £6,916.00 |
| FS1913E | 332    | 358          | 950        | 650 | 1160 | £8,475.00 |
| FS1914E | 626    | 554          | 1125       | 650 | 1685 | £9,137.00 |

Tested to the Swedish NT Fire 017 120 Paper standard, providing 120 minutes fire protection for paper documents. Tested to MTC DIP120 - 60DM Fire Test standard providing up to 60 minutes fire protection for DVDs, memory sticks and hard drives. Recommended for an overnight cash risk of £2,500.00 or £25,000.00 valuables. Fitted with a high security and user friendly electronic lock with clear LED display. Supplied with height adjustable shelves.



WHITE  
WHT

## FIRE RANGER FS1510K/E SERIES

|         | Litres | Weight<br>KG | Dimensions |     |      | RRP       |
|---------|--------|--------------|------------|-----|------|-----------|
|         |        |              | W          | D   | H    |           |
| FS1511K | 230    | 77           | 600        | 520 | 1225 | £2,464.00 |
| FS1511E | 230    | 77           | 600        | 520 | 1225 | £3,033.00 |
| FS1512K | 359    | 106          | 930        | 520 | 1225 | £3,147.00 |
| FS1512E | 359    | 106          | 930        | 520 | 1225 | £3,905.00 |
| FS1513K | 615    | 152          | 930        | 520 | 1950 | £4,038.00 |
| FS1513E | 615    | 152          | 930        | 520 | 1950 | £4,901.00 |
| FS1514K | 851    | 194          | 1255       | 520 | 1950 | £5,136.00 |
| FS1514E | 851    | 194          | 1255       | 520 | 1950 | £6,066.00 |

Electronic Locking (E), Key Locking (K). 30 Minutes fire protection for paper records. High security VDS Class 1 key lock or electronic locking with LED display. Recommended for £1,500 overnight cash cover or £15,000 for valuables. Height adjustable shelves that also include hanging rails for lateral files.



FS1303E



FS1304E



FSDPI03



TITAN FS1300E SERIES

|         | Litres | Weight | Dimensions |     |     | RRP     |
|---------|--------|--------|------------|-----|-----|---------|
|         |        | KG     | W          | D   | H   |         |
| FS1301E | 13     | 17     | 405        | 355 | 300 | £502.00 |
| FS1302E | 20     | 21     | 430        | 430 | 315 | £577.00 |
| FS1303E | 28     | 28     | 350        | 430 | 490 | £602.00 |
| FS1304E | 30     | 30     | 430        | 430 | 490 | £687.00 |

60 minutes fire protection for paper records & digital media, DVD's & USB sticks. Recommended for £2,000 overnight cash cover or £20,000 for valuables. High security electronic lock. Drop tested from 9.1 meters & suitable for base fixing (bolts supplied).

WHITE  
WHT

DATA PROTECTION

|         | RRP     |
|---------|---------|
| FSDPI03 | £802.00 |

Insert for FS1510K/E Series ( Except FS1511K/E) & FS1910E Series

KEY



CE Certified



Optional Fingerprint Lock



Drop Test Approved



Fitted with Keylock



Fire Resistant for Data



Water Resistant



Provides Fire Protection for paper



Fire Resistant for CD/DVD/USB



Recommended Insurance Rating



Fitted with Electronic Lock

2 YR  
COMPONENT  
GUARANTEE

MADE  
TO  
ORDER

# SAFES

// NOTE: contact sales for lead time

Key  
Deposit  
Slot



KS0031E

KS0032E

KS0033E



KC0604K

KC0607K



WHITE  
WHT

## ELECTRONIC KEY SAFES KS0030E SERIES

|         | Hooks | Weight<br>KG | Dimensions |     |     | RRP     |
|---------|-------|--------------|------------|-----|-----|---------|
|         |       |              | W          | D   | H   |         |
| KS0031E | 30    | 6.5          | 300        | 100 | 280 | £251.00 |
| KS0032E | 48    | 7.5          | 300        | 100 | 360 | £280.00 |
| KS0033E | 144   | 20           | 430        | 130 | 660 | £479.00 |

High quality electronic locking with override key lock (2 keys supplied). Suitable for 30, 48 & 144 keys. Coloured key rings & tags supplied. Key deposit slot allows keys to be deposited without opening the safe. Ready prepared for floor or wall fixing (bolts supplied).

## Commercial Key Cabinets KC0600 Series

|         | Litres | Weight<br>KG | Dimensions |     |     | RRP       |
|---------|--------|--------------|------------|-----|-----|-----------|
|         |        |              | W          | D   | H   |           |
| KC0601K | 42     | 4            | 270        | 80  | 350 | £179.00   |
| KC0602K | 64     | 6            | 300        | 80  | 450 | £222.00   |
| KC0603K | 100    | 7            | 380        | 80  | 550 | £295.00   |
| KC0604K | 200    | 11           | 380        | 140 | 550 | £395.00   |
| KC0605K | 300    | 14           | 380        | 205 | 550 | £565.00   |
| KC0606K | 400    | 20           | 730        | 140 | 550 | £828.00   |
| KC0607K | 600    | 28           | 730        | 205 | 550 | £1,084.00 |

Cabinets are manufactured with a high quality cylinder key lock supplied with 2 keys. Each unit comes with adjustable hook bars and number labels with pre-drilled fixing holes for wall mounting. Finished in a high quality durable powder coated finish.



KS0042C



KS0043C



SS1181K



SS1182E



SS1183K



WHITE  
WHT

## LYNX SS1170 SERIES

|         | Litres | Weight<br>KG | Dimensions |    |     | RRP    |
|---------|--------|--------------|------------|----|-----|--------|
|         |        |              | W          | D  | H   |        |
| KS0042C | 4      | 1.6          | 330        | 65 | 225 | £75.00 |
| KS0043C | 5      | 2.2          | 275        | 65 | 345 | £85.00 |

Recommended for £3,000 overnight cash cover or £30,000 for valuables. Fitted with high security VdS Class 1 key lock (2 keys supplied). The door is secured by twin live locking bolts. Ready prepared for floor or wall fixing (bolts supplied).



WHITE  
WHT

## FORTRESS SS1180K/E SERIES

|         | Litres | Weight<br>KG | Dimensions |     |     | RRP       |
|---------|--------|--------------|------------|-----|-----|-----------|
|         |        |              | W          | D   | H   |           |
| SS1181K | 7      | 15           | 350        | 300 | 220 | £630.00   |
| SS1181E | 7      | 15           | 350        | 300 | 220 | £873.00   |
| SS1182K | 24     | 25           | 450        | 350 | 350 | £831.00   |
| SS1182E | 24     | 25           | 450        | 350 | 350 | £1,020.00 |
| SS1183K | 42     | 37           | 450        | 350 | 550 | £1,196.00 |
| SS1183E | 42     | 37           | 450        | 350 | 550 | £1,478.00 |

ECB.S Certified & AiS (Association of Insurance Surveyors) Approved Electronic Locking (E), Key Locking (K). Tested to European S2 Security Standard (EN14450) providing £4,000 cash cover and £40,000 valuable cover. Anti drill plates for added security. High security VDS Class 1 double bitted key lock or electronic lock & time delay. Ready prepared for floor fixing (bolts supplied for concrete).

E&EO. All items are subject to VAT, where applicable.



**COMPACT HOME / OFFICE SS0800E SERIES**

|         | Litres | Weight<br>KG | Dimensions |     |     | RRP     |
|---------|--------|--------------|------------|-----|-----|---------|
|         |        |              | W          | D   | H   |         |
| SS0801E | 10     | 6            | 310        | 200 | 200 | £201.00 |
| SS0802E | 17     | 8            | 350        | 250 | 250 | £247.00 |
| SS0803E | 34     | 12           | 450        | 365 | 250 | £372.00 |
| SS0804E | 51     | 19           | 350        | 310 | 500 | £436.00 |
| SS0805E | 88     | 23           | 370        | 445 | 560 | £557.00 |



Recommended for £1,000 overnight cash cover or £10,000 for valuables. Advanced user friendly electronic locking with high security anti-tamper or bounce solenoid locking system. Ready prepared for fixing to the floor or wall. Ready prepared for floor or wall fixing (bolts supplied). Fitted with bright internal LED light.

**KEY**



CE Certified



Optional Fingerprint Lock



Drop Test Approved



Fitted with Keylock



Fire Resistant for Data



Water Resistant



Provides Fire Protection for paper



Fire Resistant for CD/DVD/USB



Recommended Insurance Rating



Fitted with Electronic Lock

# MEETING TABLES & MEDIA UNITS

// 18

Not every meeting goes to plan, but you can guarantee you'll have a fantastic space to collaborate in with this range. Choose from a huge range of sizes, colours, and leg styles to make your meeting room the place to meet.





# SECTION CONTENTS



**MAKER TABLES**  
Page 218



**PLATEAU**  
Page 220



**PLATEAU HIGH**  
Page 221



**MASSA BOARDROOM TABLES**  
Page 222



**VENTI HIGH MEETING TABLES**  
Page 224



**VENTI MEETING TABLES**  
Page 226



**FRACTION INFINITY TABLES**  
Page 228



**MEDIA UNITS**  
Page 230



**MOBILE TABLES**  
Page 232



**TILTING TABLES**  
Page 234



**UNION FOLDING TABLES**  
Page 236



**SIERRA ONE TABLE**  
Page 238



**GUARDA BOARDROOM TABLES**  
Page 239



**REFLEX**  
Page 240



**LUX**  
Page 241



**WINDSOR**  
Page 242



**AEROFoil**  
Page 243



**MULTIPURPOSE TABLES**  
Page 244



**CONTRACT TABLES**  
Page 246



**TRINITY TABLES**  
Page 248

5 YR  
COMPONENT  
GUARANTEE

25 MM  
TOP  
THICKNESS

MADE  
TO  
ORDER

# MAKER TABLES



MADE TO ORDER TOP FINISHES // FRAME FINISH

|            |       |              |                   |      |            |                      |       |    |       |        |       |
|------------|-------|--------------|-------------------|------|------------|----------------------|-------|----|-------|--------|-------|
| ANTHRACITE | BLACK | ELLMAU BEECH | GREY NEBRASKA OAK | GREY | SORANO OAK | NATURAL NEBRASKA OAK | WHITE | // | WHITE | SILVER | BLACK |
| ANT        | BK    | B            | GNO               | GRY  | SO         | NNO                  | WHT   |    | WHT   | SV     | BK    |



## LOW MAKER TABLE

|              | Overall Dimensions | RRP       |
|--------------|--------------------|-----------|
| T-LOW-M-1210 | D1000 W1200 H740   | £1,105.00 |
| T-LOW-M-1510 | D1000 W1500 H740   | £1,203.00 |
| T-LOW-M-1810 | D1000 W1800 H740   | £1,289.00 |

## LOW MAKER TABLE MOBILE

|               | Overall Dimensions | RRP       |
|---------------|--------------------|-----------|
| T-LOW-MM-1210 | D1000 W1200 H740   | £1,114.00 |
| T-LOW-MM-1510 | D1000 W1500 H740   | £1,212.00 |
| T-LOW-MM-1810 | D1000 W1800 H740   | £1,298.00 |



- Available in four heights
- KD design
- Metal to metal fixings for strength
- PU moulded edge



#### HIGH MAKER TABLE

|               | Overall Dimensions | RRP       |
|---------------|--------------------|-----------|
| T-HIGH-M-1210 | D1000 W1200 H1100  | £1,238.00 |
| T-HIGH-M-1510 | D1000 W1500 H1100  | £1,337.00 |
| T-HIGH-M-1810 | D1000 W1800 H1100  | £1,423.00 |

#### HIGH MAKER TABLE MOBILE

|                | Overall Dimensions | RRP       |
|----------------|--------------------|-----------|
| T-HIGH-MM-1210 | D1000 W1210 H1100  | £1,334.00 |
| T-HIGH-MM-1510 | D1000 W1510 H1100  | £1,433.00 |
| T-HIGH-MM-1810 | D1000 W1810 H1100  | £1,519.00 |

# PLATEAU

5 YR  
COMPONENT  
GUARANTEE

25 MM  
TOP  
THICKNESS

MADE  
TO  
ORDER

AVAILABLE  
WITH  
CUT-OUT  
CONTACT SALES

// NOTE: contact sales for lead time



## ROUND MEETING TABLE

|           | Dimensions |      |     | RRP       |
|-----------|------------|------|-----|-----------|
|           | W          | D    | H   |           |
| ZPLA1200D | 1200       | 1200 | 740 | £1,397.00 |
| ZPLA1400D | 1400       | 1400 | 740 | £1,753.00 |



## SQUARE MEETING TABLE

|           | Dimensions |      |     | RRP       |
|-----------|------------|------|-----|-----------|
|           | W          | D    | H   |           |
| ZPLA1414S | 1400       | 1400 | 740 | £1,922.00 |
| ZPLA1616S | 1600       | 1600 | 740 | £1,936.00 |



## RECTANGULAR MEETING TABLE

|           | Dimensions |      |     | RRP       |
|-----------|------------|------|-----|-----------|
|           | W          | D    | H   |           |
| ZPLA1680R | 1600       | 800  | 740 | £1,359.00 |
| ZPLA1890R | 1800       | 900  | 740 | £1,368.00 |
| ZPLA2010R | 2000       | 1000 | 740 | £1,502.00 |
| ZPLA2210R | 2200       | 1000 | 740 | £1,507.00 |
| ZPLA2412R | 2400       | 1200 | 740 | £1,891.00 |



## BARREL MEETING TABLE

|           | Dimensions |      |     | RRP       |
|-----------|------------|------|-----|-----------|
|           | W          | D    | H   |           |
| ZPLA2010B | 2000       | 1000 | 740 | £1,591.00 |
| ZPLA2412B | 2400       | 1200 | 740 | £1,936.00 |



## LOW STOOL

|              |            | Dimensions |     |     | RRP     |
|--------------|------------|------------|-----|-----|---------|
|              |            | W          | D   | H   |         |
| SPS-LSTL     | Plain top  | 405        | 405 | 500 | £581.00 |
| SPS-LSTL-BTN | Button Top | 405        | 405 | 500 | £620.00 |



## BENCH (LOW)

|          |            | Dimensions |     |     | RRP       |
|----------|------------|------------|-----|-----|-----------|
|          |            | W          | D   | H   |           |
| SP-SPS-N | Plain top  | 1180       | 405 | 500 | £942.00   |
| SP-N-BTN | Button top | 1180       | 405 | 500 | £1,059.00 |

# PLATEAU HIGH

5 YR  
COMPONENT  
GUARANTEE

25 MM  
TOP  
THICKNESS

MADE  
TO  
ORDER

AVAILABLE  
WITH  
CUT-OUT  
CONTACT SALES

// NOTE: contact sales for lead time



## HIGH TABLE

|            | Dimensions |      |      | RRP       |
|------------|------------|------|------|-----------|
|            | W          | D    | H    |           |
| ZPLAP1410R | 1400       | 1000 | 1106 | £1,813.00 |
| ZPLAP1610R | 1600       | 1000 | 1106 | £1,816.00 |
| ZPLAP1810R | 1800       | 1000 | 1106 | £1,818.00 |
| ZPLAP2010R | 2000       | 1000 | 1106 | £1,819.00 |
| ZPLAP2210R | 2200       | 1000 | 1106 | £1,822.00 |
| ZPLAP2410R | 2400       | 1000 | 1106 | £1,823.00 |

## HIGH STOOL

|                 |        | Dimensions |     |     | RRP     |
|-----------------|--------|------------|-----|-----|---------|
|                 |        | W          | D   | H   |         |
| SP-SPS-HSTL     | Plain  | 375        | 375 | 830 | £914.00 |
| SP-SPS-HSTL-BTN | Button | 375        | 375 | 830 | £952.00 |

### MADE TO ORDER TOP FINISHES // FRAME FINISH

|            |       |               |                   |      |            |                      |       |    |     |
|------------|-------|---------------|-------------------|------|------------|----------------------|-------|----|-----|
| ANTHRACITE | BLACK | ELLMALU BEECH | GREY NEBRASKA OAK | GREY | SORANO OAK | NATURAL NEBRASKA OAK | WHITE | // | OAK |
| ANT        | BK    | B             | GNO               | GRY  | SO         | NNO                  | WHT   |    | OK  |

### FABRIC FINISH



// NOTE: Priced in Camira Rivet



5YR  
COMPONENT  
GUARANTEE

25MM  
TOP  
THICKNESS

MADE  
TO  
ORDER

AVAILABLE  
WITH  
CUT-OUT  
CONTACT SALES

# MASSA BOARDROOM TABLES



## 1000 DEEP TABLES

|         | Dimensions |      |     | RRP       |
|---------|------------|------|-----|-----------|
|         | W          | D    | H   |           |
| MAS2410 | 2400       | 1000 | 730 | £2,420.00 |
| MAS2810 | 2800       | 1000 | 730 | £3,643.00 |
| MAS3210 | 3200       | 1000 | 730 | £3,746.00 |
| MAS3610 | 3600       | 1000 | 730 | £3,848.00 |
| MAS4010 | 4000       | 1000 | 730 | £3,952.00 |
| MAS4210 | 4200       | 1000 | 730 | £4,353.00 |
| MAS4410 | 4400       | 1000 | 730 | £4,866.00 |
| MAS4810 | 4800       | 1000 | 730 | £4,660.00 |
| MAS5410 | 5400       | 1000 | 730 | £4,763.00 |
| MAS6010 | 6000       | 1000 | 730 | £4,983.00 |

## 1200 DEEP TABLES

|         | Dimensions |      |     | RRP       |
|---------|------------|------|-----|-----------|
|         | W          | D    | H   |           |
| MAS2412 | 2400       | 1200 | 730 | £3,044.00 |
| MAS2812 | 2800       | 1200 | 730 | £4,733.00 |
| MAS3212 | 3200       | 1200 | 730 | £5,046.00 |
| MAS3612 | 3600       | 1200 | 730 | £5,150.00 |
| MAS4012 | 4000       | 1200 | 730 | £5,255.00 |
| MAS4212 | 4200       | 1200 | 730 | £5,454.00 |
| MAS4412 | 4400       | 1200 | 730 | £5,886.00 |
| MAS4812 | 4800       | 1200 | 730 | £5,964.00 |
| MAS5412 | 5400       | 1200 | 730 | £6,066.00 |
| MAS6012 | 6000       | 1200 | 730 | £7,048.00 |



## 1400 DEEP TABLES

|         | Dimensions |      |     | RRP       |
|---------|------------|------|-----|-----------|
|         | W          | D    | H   |           |
| MAS2414 | 2400       | 1400 | 730 | £3,152.00 |
| MAS2814 | 2800       | 1400 | 730 | £4,813.00 |
| MAS3214 | 3200       | 1400 | 730 | £5,027.00 |
| MAS3614 | 3600       | 1400 | 730 | £5,133.00 |
| MAS4014 | 4000       | 1400 | 730 | £5,228.00 |
| MAS4214 | 4200       | 1400 | 730 | £5,465.00 |
| MAS4414 | 4400       | 1400 | 730 | £5,868.00 |
| MAS4814 | 4800       | 1400 | 730 | £6,082.00 |
| MAS5414 | 5400       | 1400 | 730 | £6,182.00 |
| MAS6014 | 6000       | 1400 | 730 | £7,163.00 |

- Stylish, tapered legs
- Robust, modular frame construction
- Quick, simple assembly
- Large foot adjusters and glides
- Wide range of sizes available

// **NOTE:** Consider adding power options when ordering, please see page 252 - 255

### MADE TO ORDER TOP FINISHES

|            |            |                      |                   |
|------------|------------|----------------------|-------------------|
| ANTHRACITE | BLACK      | ELLMALU BEECH        | GREY NEBRASKA OAK |
| ANT        | BK         | B                    | GNO               |
| GREY       | SORANO OAK | NATURAL NEBRASKA OAK | WHITE             |
| GRY        | SO         | NNO                  | WHT               |

### FRAME FINISHES

|        |                |       |
|--------|----------------|-------|
| SILVER | BLACK GRAPHITE | WHITE |
| SF     | BGF            | WF    |



5YR  
COMPONENT  
GUARANTEE

25MM  
TOP  
THICKNESS

MADE  
TO  
ORDER

AVAILABLE  
WITH  
CUT-OUT  
CONTACT SALES

# VENTI HIGH MEETING TABLES



## SQUARE TABLE

|       | Dimensions |     |      | RRP       |
|-------|------------|-----|------|-----------|
|       | W          | D   | H    |           |
| VHT80 | 800        | 800 | 1070 | £1,149.00 |

## RECTANGULAR TABLE

|       | Dimensions |     |      | RRP       |
|-------|------------|-----|------|-----------|
|       | W          | D   | H    |           |
| VHT18 | 1800       | 800 | 1070 | £1,348.00 |

### MADE TO ORDER TOP FINISHES // FRAME FINISH

|            |       |               |                   |      |            |                      |       |    |                |
|------------|-------|---------------|-------------------|------|------------|----------------------|-------|----|----------------|
| ANTHRACITE | BLACK | ELLMALU BEECH | GREY NEBRASKA OAK | GREY | SORANO OAK | NATURAL NEBRASKA OAK | WHITE | // | BLACK GRAPHITE |
| ANT        | BK    | B             | GNO               | GRY  | SO         | NNO                  | WHT   |    | BGF            |





# VENTI MEETING TABLES

5YR  
COMPONENT  
GUARANTEE

25MM  
TOP  
THICKNESS

MADE  
TO  
ORDER

AVAILABLE  
WITH  
CUT-OUT  
CONTACT SALES



## SQUARE MEETING TABLES

|       | Dimensions |     |     | RRP     |
|-------|------------|-----|-----|---------|
|       | W          | D   | H   |         |
| VLT80 | 800        | 800 | 760 | £894.00 |

## RECTANGULAR MEETING TABLES

|       | Dimensions |     |     | RRP       |
|-------|------------|-----|-----|-----------|
|       | W          | D   | H   |           |
| VLT12 | 1200       | 800 | 760 | £949.00   |
| VLT16 | 1600       | 800 | 760 | £994.00   |
| VLT18 | 1800       | 800 | 760 | £1,044.00 |

### MADE TO ORDER TOP FINISHES // FRAME FINISH

|            |       |              |                   |      |            |                      |       |    |                |
|------------|-------|--------------|-------------------|------|------------|----------------------|-------|----|----------------|
| ANTHRACITE | BLACK | ELLMAU BEECH | GREY NEBRASKA OAK | GREY | SORANO OAK | NATURAL NEBRASKA OAK | WHITE | // | BLACK GRAPHITE |
| ANT        | BK    | B            | GNO               | GRY  | SO         | NNO                  | WHT   |    | BGF            |



5YR  
COMPONENT  
GUARANTEE

25MM  
TOP  
THICKNESS

MADE  
TO  
ORDER

AVAILABLE  
WITH  
CUT-OUT  
CONTACT SALES

# FRACTION INFINITY TABLES



## SQUARE MEETING TABLES

|           | Dimensions |      |     | RRP     |
|-----------|------------|------|-----|---------|
|           | W          | D    | H   |         |
| ZFIMT1212 | 1200       | 1200 | 740 | £621.00 |
| ZFIMT1414 | 1400       | 1400 | 740 | £707.00 |
| ZFIMT1616 | 1600       | 1600 | 740 | £773.00 |

## RECTANGULAR MEETING TABLES

|           | Dimensions |      |     | RRP     |
|-----------|------------|------|-----|---------|
|           | W          | D    | H   |         |
| ZFIMT1480 | 1400       | 800  | 740 | £603.00 |
| ZFIMT1680 | 1600       | 800  | 740 | £645.00 |
| ZFIMT1880 | 1800       | 800  | 740 | £656.00 |
| ZFIMT2010 | 2000       | 1000 | 740 | £723.00 |
| ZFIMT2412 | 2400       | 1200 | 740 | £934.00 |

### MADE TO ORDER TOP FINISHES // FRAME FINISHES

|            |       |               |                   |      |            |                      |       |    |       |        |       |
|------------|-------|---------------|-------------------|------|------------|----------------------|-------|----|-------|--------|-------|
| ANTHRACITE | BLACK | ELLMALU BEECH | GREY NEBRASKA OAK | GREY | SORANO OAK | NATURAL NEBRASKA OAK | WHITE | // | WHITE | SILVER | BLACK |
| ANT        | BK    | B             | GNO               | GRY  | SO         | NNO                  | WHT   |    | WH    | SV     | BK    |

- A modern twist on the traditional 4 leg table
- Intermediate legs facilitate larger tables to support teams working together or collaborative spaces
- Bespoke sizes available, please speak to our sales team for further information



5 YR  
COMPONENT  
GUARANTEE

18MM  
SHELVES  
AND BACK  
THICKNESS

MADE  
TO  
ORDER

# MEDIA UNITS




**MEDIA CUPBOARD**

|            | Dimensions |     |      | RRP       |
|------------|------------|-----|------|-----------|
|            | W          | D   | H    |           |
| TTWMOD1GP1 | 1018       | 600 | 2100 | £3,902.00 |



**SCREEN AND STORAGE UNIT**

|         | Dimensions |     |      | RRP       |
|---------|------------|-----|------|-----------|
|         | W          | D   | H    |           |
| TTWMOD2 | 2000       | 600 | 2100 | £4,606.00 |



**SLIDING DOOR MEDIA UNIT**

|         | Dimensions |     |      | RRP       |
|---------|------------|-----|------|-----------|
|         | W          | D   | H    |           |
| TTWMOD3 | 1018       | 600 | 2100 | £4,626.00 |



**SHELVING UNIT WITH DESK**

|         | Dimensions |     |      | RRP       |
|---------|------------|-----|------|-----------|
|         | W          | D   | H    |           |
| TTWMOD5 | 1018       | 600 | 2100 | £1,145.00 |

**MADE TO ORDER FINISHES**

|            |       |              |                   |      |            |                      |       |
|------------|-------|--------------|-------------------|------|------------|----------------------|-------|
| ANTHRACITE | BLACK | ELLMAU BEECH | GREY NEBRASKA OAK | GREY | SORANO OAK | NATURAL NEBRASKA OAK | WHITE |
| ANT        | BK    | B            | GNO               | GRY  | SO         | NNO                  | WHT   |

- Available in 8 finishes
- Cam locks come as standard. All other locks are POA
- 18mm wooden carcass
- Bespoke options available, please contact sales for details



5 YR  
COMPONENT  
GUARANTEE

25 MM  
TOP  
THICKNESS

MADE  
TO  
ORDER

# MOBILE TABLES



TOP FINISHES // FRAME FINISH

|            |       |              |                   |      |            |                      |       |    |       |        |       |
|------------|-------|--------------|-------------------|------|------------|----------------------|-------|----|-------|--------|-------|
| ANTHRACITE | BLACK | ELLMAU BEECH | GREY NEBRASKA OAK | GREY | SORANO OAK | NATURAL NEBRASKA OAK | WHITE | // | WHITE | SILVER | BLACK |
| ANT        | BK    | B            | GNO               | GRY  | SO         | NNO                  | WHT   |    | WHT   | SV     | BK    |



## 600 MOBILE

|               | Dimensions |     |     | RRP     |
|---------------|------------|-----|-----|---------|
|               | W          | D   | H   |         |
| T-MOBILE-1260 | 1200       | 600 | 733 | £519.00 |
| T-MOBILE-1460 | 1400       | 600 | 733 | £550.00 |
| T-MOBILE-1660 | 1600       | 600 | 733 | £587.00 |
| T-MOBILE-1860 | 1800       | 600 | 733 | £612.00 |

## 800 MOBILE

|               | Dimensions |     |     | RRP     |
|---------------|------------|-----|-----|---------|
|               | W          | D   | H   |         |
| T-MOBILE-1280 | 1200       | 800 | 733 | £575.00 |
| T-MOBILE-1480 | 1400       | 800 | 733 | £619.00 |
| T-MOBILE-1680 | 1600       | 800 | 733 | £659.00 |
| T-MOBILE-1880 | 1800       | 800 | 733 | £693.00 |



5 YR  
COMPONENT  
GUARANTEE

25MM  
TOP  
THICKNESS

# CONTRACT MEETING TABLES



STOCKED TOP FINISHES // FRAME FINISH

|       |          |             |       |    |        |
|-------|----------|-------------|-------|----|--------|
| BEECH | NOVA OAK | DARK WALNUT | WHITE | // | SILVER |
| BE    | NO       | DW          | WH    |    | SV     |



## SINGLE

|         | Dimensions |      |     | RRP     |
|---------|------------|------|-----|---------|
|         | W          | D    | H   |         |
| OCMT10D | 1000       | 1000 | 725 | £585.00 |
| OCMT12D | 1400       | 800  | 733 | £684.00 |

## DOUBLE

|             | Dimensions |      |     | RRP       |
|-------------|------------|------|-----|-----------|
|             | W          | D    | H   |           |
| OCMT1010    | 1000       | 1000 | 725 | £560.00   |
| OCMT1880    | 1800       | 800  | 733 | £965.00   |
| OCMT2410RAD | 2400       | 1000 | 725 | £1,125.00 |

5 YR  
COMPONENT  
GUARANTEE

25 MM  
TOP  
THICKNESS

# CASSIS TILTING TABLES



D-END

|              | Dimensions |     |     | RRP     |
|--------------|------------|-----|-----|---------|
|              | W          | D   | H   |         |
| OETT1470DEND | 1400       | 700 | 720 | £500.00 |
| OETT1680DEND | 1600       | 800 | 720 | £532.00 |



TRAPEZOIDAL

|              | Dimensions |     |     | RRP     |
|--------------|------------|-----|-----|---------|
|              | W          | D   | H   |         |
| OETT1680TRAP | 1600       | 800 | 720 | £514.00 |

• Only order with 800 depth Rectangular



RECTANGULAR

|          | Dimensions |     |     | RRP     |
|----------|------------|-----|-----|---------|
|          | W          | D   | H   |         |
| OETT1270 | 1200       | 700 | 720 | £483.00 |
| OETT1280 | 1200       | 800 | 720 | £494.00 |
| OETT1470 | 1400       | 700 | 720 | £498.00 |
| OETT1480 | 1400       | 800 | 720 | £513.00 |
| OETT1670 | 1600       | 700 | 720 | £514.00 |
| OETT1680 | 1600       | 800 | 720 | £531.00 |

STOCKED TOP FINISHES // FRAME FINISH

|       |          |          |       |    |        |
|-------|----------|----------|-------|----|--------|
| BEECH | NOVA OAK | GREY OAK | WHITE | // | SILVER |
| BE    | NO       | GO       | WH    |    | SV     |

MADE TO ORDER TOP FINISHES

|             |       |
|-------------|-------|
| DARK WALNUT | MAPLE |
| DW          | MA    |

• A mobile table with manual adjustment thumb wheels to tilt top

• Available with a silver frame

• Can be stacked or nested

• Ideal for multi-functional rooms where space is at a premium

• Lockable castors

• Dark walnut and maple tops are made to order - contact sales for lead time



5 YR  
COMPONENT  
GUARANTEE

25MM  
TOP  
THICKNESS

# CANNES TILTING TABLES



D-END

|             | Dimensions |     |     | RRP     |
|-------------|------------|-----|-----|---------|
|             | W          | D   | H   |         |
| OTT1470DEND | 1400       | 700 | 720 | £709.00 |
| OTT1680DEND | 1600       | 800 | 720 | £744.00 |



TRAPEZOIDAL

|             | Dimensions |     |     | RRP     |
|-------------|------------|-----|-----|---------|
|             | W          | D   | H   |         |
| OTT1680TRAP | 1600       | 800 | 720 | £723.00 |



RECTANGULAR

|         | Dimensions |     |     | RRP     |
|---------|------------|-----|-----|---------|
|         | W          | D   | H   |         |
| OTT1270 | 1200       | 700 | 720 | £690.00 |
| OTT1280 | 1200       | 800 | 720 | £690.00 |
| OTT1470 | 1400       | 700 | 720 | £711.00 |
| OTT1480 | 1400       | 800 | 720 | £711.00 |
| OTT1670 | 1600       | 700 | 720 | £733.00 |
| OTT1680 | 1600       | 800 | 720 | £733.00 |

- A mobile table with a user friendly quick release bar to tilt top
- Available with a silver frame
- Can be stacked or nested
- Ideal for multi-functional rooms where space is at a premium
- Lockable castors


// **NOTE:** Dark walnut and maple tops are made to order - contact sales for lead time

STOCKED TOP FINISHES // FRAME FINISH

|       |          |          |       |    |        |
|-------|----------|----------|-------|----|--------|
| BEECH | NOVA OAK | GREY OAK | WHITE | // | SILVER |
| BE    | NO       | GO       | WH    |    | SV     |

MADE TO ORDER TOP FINISHES

|             |       |
|-------------|-------|
| DARK WALNUT | MAPLE |
| DW          | MA    |



## UNDER DESK LINKING



|  | RRP    |
|--|--------|
| UDLM Use with tilting & economy tilting tables | £24.00 |

5 YR  
COMPONENT  
GUARANTEE

25MM  
TOP  
THICKNESS

# UNION FOLDING TABLES



## RECTANGULAR

|          | Dimensions |     |     | RRP     |         |
|----------|------------|-----|-----|---------|---------|
|          | W          | D   | H   | Silver  | Chrome  |
| OUFT1270 | 1200       | 700 | 725 | £333.00 | £350.00 |
| OUFT1280 | 1200       | 800 | 725 | £345.00 | £361.00 |
| OUFT1470 | 1400       | 700 | 725 | £348.00 | £365.00 |
| OUFT1480 | 1400       | 800 | 725 | £363.00 | £378.00 |
| OUFT1670 | 1600       | 700 | 725 | £364.00 | £379.00 |
| OUFT1680 | 1600       | 800 | 725 | £380.00 | £395.00 |

## TRAPEZOIDAL

|              | Dimensions |     |     | RRP     |         |
|--------------|------------|-----|-----|---------|---------|
|              | W          | D   | H   | Silver  | Chrome  |
| OUFT1680TRAP | 1600       | 800 | 725 | £364.00 | £378.00 |





- Fold flat legs for easy storage
  - Chrome and silver leg options
  - Legs wood screwed into desktop
  - Ideal for multi-functional rooms where space is at a premium
- // **NOTE:** Dark walnut and maple tops are made to order - contact sales for lead time

## D-END

|              | Dimensions |     |     | RRP     |         |
|--------------|------------|-----|-----|---------|---------|
|              | W          | D   | H   | Silver  | Chrome  |
| OUFT1680DEND | 1600       | 800 | 725 | £382.00 | £398.00 |

### STOCKED TOP FINISHES // FRAME FINISHES

|       |          |          |       |    |        |        |
|-------|----------|----------|-------|----|--------|--------|
| BEECH | NOVA OAK | GREY OAK | WHITE | // | SILVER | CHROME |
| BE    | NO       | GO       | WH    |    | SV     | CR     |

### MADE TO ORDER TOP FINISHES

|             |       |
|-------------|-------|
| DARK WALNUT | MAPLE |
| DW          | MA    |



5 YR  
COMPONENT  
GUARANTEE

25MM  
TOP  
THICKNESS

# SIERRA ONE TABLE



## RECTANGULAR

|  | Dimensions |     |     | RRP     |
|--|------------|-----|-----|---------|
|  | W          | D   | H   |         |
| OFPMT1280 (All finishes made to order)     | 1200       | 800 | 730 | £363.00 |
| OFPMT1480                                  | 1400       | 800 | 730 | £379.00 |
| OFPMT1680                                  | 1600       | 800 | 730 | £394.00 |
| OFPMT1880                                  | 1800       | 800 | 730 | £411.00 |
| OFPMTDEND1680 (All finishes made to order) | 1600       | 800 | 730 | £399.00 |

## CIRCULAR

|           | Dimensions |      |     | RRP     |
|-----------|------------|------|-----|---------|
|           | W          | D    | H   |         |
| OFPCMT10D | 1000       | 1000 | 730 | £412.00 |
| OFPCMT12D | 1200       | 1200 | 730 | £449.00 |



## BOARDROOM TABLE 1800

|  | Dimensions |      |     | RRP     |
|--|------------|------|-----|---------|
|  | W          | D    | H   |         |
| OFPBD1800 (All finishes made to order) | 1800       | 1200 | 730 | £481.00 |

## BOARDROOM TABLE 2400

|  | Dimensions |      |     | RRP     |
|--|------------|------|-----|---------|
|  | W          | D    | H   |         |
| * OFPBD2400 (All finishes made to order) | 2400       | 1200 | 730 | £605.00 |

### STOCKED FINISHES

|       |          |          |       |
|-------|----------|----------|-------|
| BEECH | NOVA OAK | GREY OAK | WHITE |
| BE    | NO       | GO       | WH    |

### MADE TO ORDER FINISHES

|             |       |
|-------------|-------|
| DARK WALNUT | MAPLE |
| DW          | MA    |

- Dark walnut and maple are made to order - contact sales for lead time

# GUARDA BOARDROOM TABLES

5 YR  
COMPONENT  
GUARANTEE

25MM  
TOP  
THICKNESS



## ROUND MEETING TABLE

|          | Dimensions |      |     | RRP     |
|----------|------------|------|-----|---------|
|          | W          | D    | H   |         |
| TES1100D | 1100       | 1100 | 730 | £320.00 |

## D-END MEETING TABLE

|                                       | Dimensions |      |     | RRP     |
|---------------------------------------|------------|------|-----|---------|
|                                       | W          | D    | H   |         |
| TK1810DE (All finishes made to order) | 1800       | 1000 | 730 | £367.00 |
| TK2412DE (All finishes made to order) | 2400       | 1200 | 730 | £605.00 |

### STOCKED FINISHES

|       |          |          |       |
|-------|----------|----------|-------|
| BEECH | NOVA OAK | GREY OAK | WHITE |
| BE    | NO       | GO       | WH    |

### MADE TO ORDER FINISHES

|             |       |
|-------------|-------|
| DARK WALNUT | MAPLE |
| DW          | MA    |

- Dark walnut and maple are made to order - contact sales for lead time



5 YR  
COMPONENT  
GUARANTEE

MADE  
TO  
ORDER

AVAILABLE  
WITH  
CUT-OUT  
CONTACT SALES

# REFLEX



## ONE PIECE OCTAGONAL CONFERENCE TABLE

|          | Dimensions |      |     | RRP<br>MFC |
|----------|------------|------|-----|------------|
|          | W          | D    | H   |            |
| ROCT2400 | 2400       | 1000 | 740 | £3,499.00  |
| ROCT2600 | 2600       | 1200 | 740 | £3,612.00  |
| ROCT2800 | 2800       | 1200 | 740 | £3,757.00  |
| ROCT3000 | 3000       | 1400 | 740 | £5,421.00  |

## ONE PIECE RECTANGULAR MEETING TABLE

|          | Dimensions |      |     | RRP<br>MFC |
|----------|------------|------|-----|------------|
|          | W          | D    | H   |            |
| RMT16/10 | 1600       | 1000 | 740 | £2,411.00  |
| RMT18/10 | 1800       | 1000 | 740 | £2,650.00  |
| RMT20/12 | 2000       | 1200 | 740 | £2,993.00  |
| RMT22/12 | 2200       | 1200 | 740 | £3,234.00  |
| RMT24/12 | 2400       | 1200 | 740 | £3,472.00  |
| RMT26/14 | 2600       | 1400 | 740 | £3,697.00  |
| RMT28/14 | 2800       | 1400 | 740 | £3,814.00  |



- Tapered angled legs with steel subframe
- Adjustable levelling feet
- Supplied with horizontal three channel cable management when ordered with a power module. See page 261

## TWO PIECE RECTANGULAR MEETING TABLE

|          | Dimensions |      |     | RRP<br>MFC |
|----------|------------|------|-----|------------|
|          | W          | D    | H   |            |
| RMT30/14 | 3000       | 1400 | 740 | £5,107.00  |
| RMT32/14 | 3200       | 1400 | 740 | £5,212.00  |
| RMT36/14 | 3600       | 1400 | 740 | £5,425.00  |
| RMT40/14 | 4000       | 1400 | 740 | £5,638.00  |
| RMT44/14 | 4400       | 1400 | 740 | £5,849.00  |
| RMT48/14 | 4800       | 1400 | 740 | £6,061.00  |

### TOP FINISHES

|      |                   |                 |                      |                |
|------|-------------------|-----------------|----------------------|----------------|
| ASH  | AUTUMN CHERRY     | BEECH           | CHESTER OAK          | ENGLISH WALNUT |
| A    | C                 | B               | O                    | W              |
| GREY | GREY NEBRASKA OAK | LAURENTII WENGE | NATURAL NEBRASKA OAK | WHITE          |
| G    | GNO               | WE              | NNO                  | WH             |

### LEG FINISHES

|        |                |       |
|--------|----------------|-------|
| SILVER | BLACK GRAPHITE | WHITE |
| SF     | BGF            | WF    |







## 1000 DEEP RECTANGULAR MEETING TABLE

|            | Dimensions |      |     | RRP<br>MFC |
|------------|------------|------|-----|------------|
|            | W          | D    | H   |            |
| LUXMT12/10 | 1200       | 1000 | 740 | £2,198.00  |
| LUXMT14/10 | 1400       | 1000 | 740 | £2,307.00  |
| LUXMT16/10 | 1600       | 1000 | 740 | £2,411.00  |
| LUXMT18/10 | 1800       | 1000 | 740 | £2,650.00  |
| LUXMT20/10 | 2000       | 1000 | 740 | £2,889.00  |
| LUXMT22/10 | 2200       | 1000 | 740 | £3,123.00  |
| LUXMT24/10 | 2400       | 1000 | 740 | £3,366.00  |
| LUXMT26/10 | 2600       | 1000 | 740 | £3,482.00  |
| LUXMT28/10 | 2800       | 1000 | 740 | £3,602.00  |



## 1200 DEEP OCTAGONAL CONFERENCE TABLE

|            | Dimensions |      |     | RRP<br>MFC |
|------------|------------|------|-----|------------|
|            | W          | D    | H   |            |
| LUXOCT2600 | 2600       | 1200 | 740 | £3,612.00  |
| LUXOCT2800 | 2800       | 1200 | 740 | £3,757.00  |



## 1400 DEEP RECTANGULAR MEETING TABLE

|            | Dimensions |      |     | RRP<br>MFC |
|------------|------------|------|-----|------------|
|            | W          | D    | H   |            |
| LUXMT16/14 | 1600       | 1400 | 740 | £2,623.00  |
| LUXMT18/14 | 1800       | 1400 | 740 | £2,859.00  |
| LUXMT20/14 | 2000       | 1400 | 740 | £3,102.00  |
| LUXMT22/14 | 2200       | 1400 | 740 | £3,336.00  |
| LUXMT24/14 | 2400       | 1400 | 740 | £3,577.00  |
| LUXMT26/14 | 2600       | 1400 | 740 | £3,697.00  |
| LUXMT28/14 | 2800       | 1400 | 740 | £3,814.00  |

// **NOTE:** Ash angled legs as standard

- Steel sub frame
- Adjustable levelling feet
- Supplied with horizontal three channel cable management when ordered with a power module. Please see page 252 - 255

### MFC FINISHES

|      |                   |                 |                      |                |
|------|-------------------|-----------------|----------------------|----------------|
| ASH  | AUTUMN CHERRY     | BEECH           | CHESTER OAK          | ENGLISH WALNUT |
| A    | C                 | B               | O                    | W              |
| GREY | GREY NEBRASKA OAK | LAURENTII WENGE | NATURAL NEBRASKA OAK | WHITE          |
| G    | GNO               | WE              | NNO                  | WH             |

### LEG FINISHES

|     |     |                |               |               |
|-----|-----|----------------|---------------|---------------|
| ASH | OAK | STAINED WALNUT | STAINED WENGE | STAINED WHITE |
| A   | O   | W              | WE            | WH            |



**5** YR  
COMPONENT  
GUARANTEE

**MADE  
TO  
ORDER**

# WINDSOR

- Gives a distinct and traditional look to any meeting or boardroom
- Hand finished
- MFC finishes: ash, autumn cherry, beech, chester oak, english walnut, grey, grey nebraska oak, laurentii wenge, natural nebraska oak, white



## OVAL CONFERENCE TABLE

|       | Dimensions |      |     | RRP       |
|-------|------------|------|-----|-----------|
|       | W          | D    | H   | MFC       |
| OVT24 | 2400       | 1200 | 740 | £2,491.00 |

- Arrowhead leg base with modesty panel. Seating up to 8 people

## DOUBLE D ENDED CONFERENCE TABLE

|       | Dimensions |      |     | RRP       |
|-------|------------|------|-----|-----------|
|       | W          | D    | H   | MFC       |
| DDT24 | 2400       | 1200 | 740 | £2,491.00 |

- Arrowhead leg base with modesty panel. Seating up to 8 people



## BARREL CONFERENCE TABLE

|       | Dimensions |      |     | RRP       |
|-------|------------|------|-----|-----------|
|       | W          | D    | H   | MFC       |
| BST24 | 2400       | 1200 | 740 | £2,491.00 |

- Arrowhead leg base with modesty panel. Seating up to 8 people

## DOUBLE D ENDED CONFERENCE TABLE

|         | Dimensions |      |     | RRP       |
|---------|------------|------|-----|-----------|
|         | W          | D    | H   | MFC       |
| CONF2AL | 3400       | 1200 | 740 | £3,549.00 |

- Arrowhead leg base with modesty panel. Seating up to 10 people
- Supplied in 2 x 1700mm sections
- Extended upright is standard black

### TOP FINISHES

|     |               |       |             |                |      |                   |                 |                      |       |
|-----|---------------|-------|-------------|----------------|------|-------------------|-----------------|----------------------|-------|
| ASH | AUTUMN CHERRY | BEECH | CHESTER OAK | ENGLISH WALNUT | GREY | GREY NEBRASKA OAK | LAURENTII WENGE | NATURAL NEBRASKA OAK | WHITE |
| A   | C             | B     | O           | W              | G    | GNO               | WE              | NNO                  | WH    |



# AEROFOIL

- A beautiful yet practical solution to your meeting room
- Optional power modules can be incorporated
- MFC finishes: ash, autumn cherry, beech, chester oak, english walnut, grey, grey nebraska oak, laurentii wenge, natural nebraska oak, white
- Metalwork finishes: silver, black graphite, white

**5**  
YR  
COMPONENT  
GUARANTEE

**1**  
YR  
GUARANTEE  
ON ELECTRIC  
ITEMS

**MADE  
TO  
ORDER**

AVAILABLE  
WITH  
CUT-OUT  
**CONTACT SALES**



## BARREL SHAPED BOARDROOM TABLE

|       | Dimensions |      |     | RRP<br>MFC |
|-------|------------|------|-----|------------|
|       | W          | D    | H   |            |
| ABT26 | 2600       | 1300 | 740 | £4,859.00  |
| ABT28 | 2800       | 1300 | 740 | £5,028.00  |

- Barrel shaped top with elliptical base with silver extruded upright
- Horizontal & vertical cable management. Seating up to 8 people

## BARREL SHAPED BOARDROOM TABLE

|       | Dimensions |      |     | RRP<br>MFC |
|-------|------------|------|-----|------------|
|       | W          | D    | H   |            |
| ABT40 | 4000       | 1300 | 740 | £7,412.00  |

- Barrel shaped top with elliptical base with silver extruded upright
- Horizontal & vertical cable management
- Seating up to 12 people. Supplied in 2 x 2000mm sections

### TOP FINISHES

|     |                  |       |                |                   |      |                         |                    |                            |       |
|-----|------------------|-------|----------------|-------------------|------|-------------------------|--------------------|----------------------------|-------|
| ASH | AUTUMN<br>CHERRY | BEECH | CHESTER<br>OAK | ENGLISH<br>WALNUT | GREY | GREY<br>NEBRASKA<br>OAK | LAURENTII<br>WENGE | NATURAL<br>NEBRASKA<br>OAK | WHITE |
| A   | C                | B     | O              | W                 | G    | GNO                     | WE                 | NNO                        | WH    |

### FRAME FINISHES

|        |                   |       |
|--------|-------------------|-------|
| SILVER | BLACK<br>GRAPHITE | WHITE |
| SF     | BGF               | WF    |

## POWER MODULE TYPE 1

|        | RRP     |
|--------|---------|
| PPM2/S | £581.00 |
| PPM2/B | £745.00 |
| PPM2/W | £745.00 |



- 2 x Power sockets, 3,15 Amps individually fused
- Available in silver, black & white

## POWER MODULE TYPE 2

|        | RRP       |
|--------|-----------|
| PPM4/S | £804.00   |
| PPM4/B | £1,036.00 |
| PPM4/W | £1,036.00 |



- 4 x Power sockets, 3,15 Amps individually fused
- Available in silver, black & white

## POWER & DATA MODULE TYPE 1

|         | RRP     |
|---------|---------|
| PPMD2/S | £760.00 |
| PPMD2/B | £919.00 |
| PPMD2/W | £919.00 |



- 2 x Power sockets, 3,15 Amps individually fused & 2 x Cat5e data sockets
- Includes 3 metre data cable
- Available in silver, black & white

## POWER & DATA MODULE TYPE 2

|         | RRP       |
|---------|-----------|
| PPMD4/S | £970.00   |
| PPMD4/B | £1,199.00 |
| PPMD4/W | £1,199.00 |



- 4 x Power sockets, 3,15 Amps individually fused & 2 x Cat5e data sockets
- Includes 3 metre data cable
- Available in silver, black & white

## POWER & DATA MODULE COLOURS



Silver with Grey trim / **S** (Standard lead time)    Black with Black trim / **B** (4 week lead time)    White with Grey trim / **W** (4 week lead time)

## MAINS CABLE - BLACK PLUG

|    | Length | RRP    |
|----|--------|--------|
| 3M | 3000   | £42.00 |
| 5M | 5000   | £53.00 |
| 7M | 7000   | £62.00 |



ALL MADE  
TO ORDER  
PRODUCTS

// NOTE: Power can be used with Reflex, Lux, Windsor and Aerofoil

5 YR  
COMPONENT  
GUARANTEE

18<sup>MM</sup>  
TOP  
THICKNESS

# MULTIPURPOSE TABLES



## RECTANGULAR TABLE

|             | Dimensions |     |     | RRP     |
|-------------|------------|-----|-----|---------|
|             | W          | D   | H   |         |
| OMPT1280REC | 1200       | 800 | 730 | £215.00 |
| OMPT1680REC | 1600       | 800 | 730 | £218.00 |
| OMPT1880REC | 1800       | 800 | 730 | £239.00 |

## SEMI-CIRCULAR TABLE

|              | Dimensions |     |     | RRP     |
|--------------|------------|-----|-----|---------|
|              | W          | D   | H   |         |
| OMPT1680SEMI | 1600       | 800 | 730 | £288.00 |





- A range of tables in three different shapes to enable you to make the best use of your space
  - Flatpack frame construction
  - Ideal for constructing meeting or boardroom tables of different shapes
- // **NOTE:** Dark walnut and maple tops are made to order - contact sales for lead time

## TRAPEZOIDAL TABLE

|              | Dimensions |     |     | RRP     |
|--------------|------------|-----|-----|---------|
|              | W          | D   | H   |         |
| OMPT1680TRAP | 1600       | 692 | 730 | £337.00 |

### STOCKED TOP FINISHES // FRAME FINISH

|       |          |          |       |    |        |
|-------|----------|----------|-------|----|--------|
| BEECH | NOVA OAK | GREY OAK | WHITE | // | SILVER |
| BE    | NO       | GO       | WH    |    | SV     |

### MADE TO ORDER TOP FINISHES

|             |       |
|-------------|-------|
| DARK WALNUT | MAPLE |
| DW          | MA    |



5 YR  
COMPONENT  
GUARANTEE

25MM  
TOP  
THICKNESS

# CONTRACT TABLES



## LOW TABLE

|        | Dimensions |     |     | RRP     |
|--------|------------|-----|-----|---------|
|        | W          | D   | H   |         |
| CH2683 | 600        | 600 | 430 | £342.00 |
| CH2693 | 800        | 800 | 430 | £365.00 |



## MEDIUM TABLE

|        | Dimensions |     |     | RRP     |
|--------|------------|-----|-----|---------|
|        | W          | D   | H   |         |
| CH2684 | 600        | 600 | 725 | £350.00 |
| CH2694 | 800        | 800 | 725 | £374.00 |



## HIGH TABLE

|        | Dimensions |     |      | RRP     |
|--------|------------|-----|------|---------|
|        | W          | D   | H    |         |
| CH2685 | 600        | 600 | 1105 | £508.00 |
| CH2695 | 800        | 800 | 1105 | £531.00 |

- Dark walnut and maple tops are made to order - contact sales for lead time

### STOCKED TOP FINISHES

|       |          |          |       |       |
|-------|----------|----------|-------|-------|
| BEECH | NOVA OAK | GREY OAK | WHITE | BLACK |
| BE    | NO       | GO       | WH    | BK    |

### STOCKED FRAME FINISHES

|       |       |        |
|-------|-------|--------|
| WHITE | BLACK | SILVER |
| WH    | BK    | SV     |

### MADE TO ORDER TOP FINISHES

|             |       |
|-------------|-------|
| DARK WALNUT | MAPLE |
| DW          | MA    |



5 YR  
COMPONENT  
GUARANTEE

25MM  
TOP  
THICKNESS

# TRINITY TABLES



## LOW TABLE

|        | Dimensions |     |     | RRP     |
|--------|------------|-----|-----|---------|
|        | W          | D   | H   |         |
| CH2583 | 600        | 600 | 435 | £242.00 |
| CH2593 | 800        | 800 | 435 | £359.00 |

## MEDIUM TABLE

|        | Dimensions |     |     | RRP     |
|--------|------------|-----|-----|---------|
|        | W          | D   | H   |         |
| CH2584 | 600        | 600 | 735 | £257.00 |
| CH2594 | 800        | 800 | 735 | £374.00 |



## HIGH TABLE

|        | Dimensions |     |      | RRP     |
|--------|------------|-----|------|---------|
|        | W          | D   | H    |         |
| CH2585 | 600        | 600 | 1110 | £279.00 |

### STOCKED TOP FINISHES

|       |          |          |       |       |
|-------|----------|----------|-------|-------|
| BEECH | NOVA OAK | GREY OAK | WHITE | BLACK |
| BE    | NO       | GO       | WH    | BK    |

### FRAME FINISH

|       |
|-------|
| BLACK |
| BK    |

### MADE TO ORDER TOP FINISHES

|             |       |
|-------------|-------|
| DARK WALNUT | MAPLE |
| DW          | MA    |





# POWER, ACCESSORIES & COATSTANDS

// 19

Our range of versatile office power and accessories have been designed with space management and personal needs in mind, these essential office products can easily adapt to your space and desired aesthetic.



# SECTION CONTENTS



**ON DESK POWER  
MODULES**

Page 252



**ON DESK POWER  
MODULES ADD ON**

Page 252




**MAINS AND  
INTER-CONNECTOR LEADS**

Page 253



**IN DESK POWER  
MODULE**

Page 254



**ROUND IN DESK POWER  
MODULE**

Page 254



**ROUND IN DESK WIRELESS  
POWER MODULE**

Page 255



**DESK ACCESSORIES**

Page 256



**COATSTANDS**

Page 257

2 YR  
COMPONENT  
GUARANTEE

MADE  
TO  
ORDER

# ON DESK POWER MODULES



- Aluminium housing and decorative veneer available in white, silver or black to suit your aesthetic
- Different colour combinations are available
- 70% faster charging with True Fast Charge
- Single or double 240V power socket
- 100W USB-C Synapse™ smart functionality available (requires additional hub), 30W USB-C and 27W USB-A as standard
- 0.5m cable with GST connector
- Exceeds BS1363-2, BS5733 (1,2 & 3) and ASTA Approved
- Designed to go beyond what is required by BS6396:2022, and consequently are the safest products on the market

// **NOTE:** Mains lead is not supplied with power module  
Please refer to page 253

| White         | Black         | Silver        |   | RRP     |
|---------------|---------------|---------------|---|---------|
| NEX101W1W-01  | NEX101B1B-01  | *NEX101S1G-01 | Single socket, 1 x 30W USB-C, 1 x 27W USB-A                                       | £138.00 |
| *NEX101W2W-01 | *NEX101B2B-01 | *NEX101S2G-01 | Double socket   | £82.00  |
| *NEX101W3W-01 | *NEX101B3B-01 | *NEX101S3G-01 | Single socket, 1 x USB-C 100W Synapse power & data, 1 x 27W USB-A (*hub required) | £209.00 |

### FINISHES

|       |       |        |
|-------|-------|--------|
| WHITE | BLACK | SILVER |
| WH    | BK    | SV     |

\* Made to order, please contact sales for lead time

# ON DESK POWER MODULES ADD ON

2 YR  
COMPONENT  
GUARANTEE

MADE  
TO  
ORDER



- Available in 3 colours to match the above on desk power modules
- 4 connection options: USB-C, HDMI, 3.5mm audio jack and RJ45 Ethernet
- 0.5m cable with connectors
- Securely clamps in to the above on desk power modules
- Can be retro fitted at any time

// **NOTE:** on desk power modules add on are all made to order please contact sales for lead time

| White          | Black          | Silver         |                    | RRP    |
|----------------|----------------|----------------|--------------------|--------|
| OSL1016101W-01 | OSL1016101B-01 | OSL1016101G-01 | USB-C, 0.5m        | £76.00 |
| OSL1016102W-01 | OSL1016102B-01 | OSL1016102G-01 | RJ45 CAT6, 0.5m    | £32.00 |
| OSL1016103W-01 | OSL1016103B-01 | OSL1016103G-01 | 3.5mm stereo, 0.5m | £76.00 |
| OSL1016104W-01 | OSL1016104B-01 | OSL1016104G-01 | HDMI, 0.5m         | £65.00 |

### MADE TO ORDER FINISHES

|       |       |        |
|-------|-------|--------|
| WHITE | BLACK | SILVER |
| WH    | BK    | SV     |



**2** YR  
COMPONENT  
GUARANTEE

**MADE  
TO  
ORDER**

# MAINS AND INTER-CONNECTOR LEADS



| Black  | RRP    |
|--|--------|
| <b>NEX100311B-01</b> 1m mains lead, 1.5mm cable, 3 uk pin and include 13amp fuse | £16.00 |
| <b>NEX100312B-01</b> 2m mains lead, 1.5mm cable, 3 uk pin and include 13amp fuse | £21.00 |
| <b>NEX100313B-01</b> 3m mains lead, 1.5mm cable, 3 uk pin and include 13amp fuse | £26.00 |
| <b>NEX100314B-01</b> 4m mains lead, 1.5mm cable, 3 uk pin and include 13amp fuse | £31.00 |
| <b>NEX100315B-01</b> 5m mains lead, 1.5mm cable, 3 uk pin and include 13amp fuse | £36.00 |
| Black  | RRP    |
| * <b>NEX1003205B-01</b> 0.5m inter-connector lead, 1.5mm cable                   | £13.00 |
| * <b>NEX1003215B-01</b> 1.5m inter-connector lead, 1.5mm cable                   | £17.00 |
| * <b>NEX100321B-01</b> 1m inter-connector lead, 1.5mm cable                      | £15.00 |
| * <b>NEX100322B-01</b> 2m inter-connector lead, 1.5mm cable                      | £19.00 |
| * <b>NEX100323B-01</b> 3m inter-connector lead, 1.5mm cable                      | £21.00 |

// **NOTE:** To be used with power modules only

// **NOTE:** Inter-connector leads require mains lead

**FINISH**

BLACK

BK

\* Made to order, please contact sales for lead time

2 YR  
COMPONENT  
GUARANTEE

MADE  
TO  
ORDER

# IN DESK POWER MODULE



- Robust and elegant cast aluminium housing available in white, silver or black with matching cover plate
- 70% faster charging with True Fast Charge
- Single or double 240V power socket protected by our unique tool activated reset
- 100W USB-C Synapse™ smart functionality available, 30W USB-C and 27W USB-A as standard
- 0.5m cable with GST connector
- Ergonomic design presents sockets at the optimum angle for ease of use
- Designed to go beyond what is required by BS6396:2022, and consequently are the safest products on the market

// **NOTE:** Doesn't fit standard desking cable ports. Recommended for Kuddle and boardroom table ranges

// **NOTE:** Mains lead is not supplied with power module. Please refer to page 253

| White         | Black         | Silver        |   | RRP     |
|---------------|---------------|---------------|---|---------|
| *NEX103W1W-01 | *NEX103B1B-01 | *NEX103S1G-01 | Single socket, 1 x 30W USB-C, 1 x 27W USB-A                       | £138.00 |
| *NEX103W2W-01 | *NEX103B2B-01 | *NEX103S2G-01 | Double socket   | £82.00  |
| *NEX103W3W-01 | *NEX103B3B-01 | *NEX103S3G-01 | Single socket, 1 x USB-C 100W Synapse power & data, 1 x 27W USB-A | £209.00 |

**FINISHES**

|       |       |        |
|-------|-------|--------|
| WHITE | BLACK | SILVER |
| WH    | BK    | SV     |

\* Made to order, please contact sales for lead time

# ROUND IN DESK POWER MODULE

2 YR  
COMPONENT  
GUARANTEE

MADE  
TO  
ORDER



- Machined aluminium housing available in white, silver or black with matching cover plates to suit your aesthetic
- 70% faster charging with True Fast Charge
- 240V power socket protected by unique tool activated reset
- 100W USB-C Synapse™ smart functionality available (requires additional hub), 30W USB-C and 27W USB-A as standard
- 0.5m cable with GST connector
- Fits into an industry standard 80mm grommet hole
- Future proof design allows data or AV to be added on site
- Designed to go beyond what is required by BS6396:2022, and consequently are the safest products on the market

// **NOTE:** Mains lead is not supplied with power module. Please refer to page 253

| White          | Black          | Silver         |  | RRP     |
|----------------|----------------|----------------|--|---------|
| *NEX200WW1W-01 | *NEX200BB1B-01 | *NEX200BS1G-01 | Single socket, 30W USB-c, 27W USB-A                              | £126.00 |
| *NEX200WW2W-01 | *NEX200BB2B-01 | *NEX200BS2G-01 | Single socket, 30W USB-c, 27W USB-A, additional USB-C blank slot | £128.00 |
| *NEX200WS3W-01 | *NEX200BB3B-01 | *NEX200BS3G-01 | Single socket, 30W USB-c, 27W USB-A, additional RJ45 blank slot  | £130.00 |
| *NEX200WW4W-01 | *NEX200BB4B-01 | *NEX200BS4G-01 | Single socket, 30W USB-c, 27W USB-A, additional USB-A blank slot | £132.00 |

**FINISHES**

|       |       |        |
|-------|-------|--------|
| WHITE | BLACK | SILVER |
| WH    | BK    | SV     |

\* Made to order, please contact sales for lead time



## ROUND IN DESK WIRELESS POWER MODULE

2 YR  
COMPONENT  
GUARANTEE

MADE  
TO  
ORDER



How to assemble:

Insert module through cable port hole in the desk top from above. Refit and tighten plastic ring, rotating your module to your desired angle. Plug connecting cable to module socket, removing surplus dip.

- Available with 3 bezel colours - silver, white or black with matching veneer
- 10W Qi compatible charging
- LED charging indicator
- 0.5m cable with USB-A connector
- ASTA Approved

| White | Black | Silver |  | RRP     |
|-------|-------|--------|--|---------|
| *NEXW | *NEXB | *NEXG  | 10W QJ compatible charging, LED indicator, 0.5m cable with USB-A connector | £112.00 |

FINISHES

|       |       |        |
|-------|-------|--------|
| WHITE | BLACK | SILVER |
| WH    | BK    | SV     |

\* Made to order, please contact sales for lead time

# DESK ACCESSORIES



**30 KG**  
LOAD  
CAPACITY  
PER ARM

## POLE MOUNTED MONITOR ARM

|  | RRP            |
|--|----------------|
| <b>MBMA</b> Available in black, silver and white | <b>£141.00</b> |

- Cable management clips
- Includes pre-assembled clamp and through desk fixing
- Installed in under two minutes without the use of any tools



**15 KG**  
LOAD  
CAPACITY  
PER ARM

## TWIN POLE MOUNTED MONITOR ARM

|  | RRP            |
|--|----------------|
| <b>MBTA</b> Available in black, silver and white | <b>£183.00</b> |

- Cable management clips
- Includes pre-assembled clamp and through desk fixing
- Installed in under two minutes without the use of any tools



**8 KG**  
LOAD  
CAPACITY  
PER ARM

## SINGLE SPRING ASSISTED MONITOR ARM

|   | RRP            |
|---|----------------|
| <b>SGAMA</b> Available in black and white | <b>£221.00</b> |

- Discrete cable management



**8 KG**  
LOAD  
CAPACITY  
PER ARM

## TWIN SPRING ASSISTED MONITOR ARM

|   | RRP            |
|---|----------------|
| <b>TGAMA</b> Available in black and white | <b>£377.00</b> |

- Discrete cable management
- Screens must be the same make, size and weight on either side




**MADE  
TO  
ORDER**

## VERTICAL CABLE MANAGER

|   | RRP           |
|---|---------------|
| <b>CBS</b> Available in black, silver and white | <b>£61.00</b> |

- Flexible design provides protection and movement
- Can accommodate cables totalling up to approximately 2.5cm x 2.5cm



## BASKET STYLE CABLE TRAY

|                         |               | Dimensions | RRP           |
|-------------------------|---------------|------------|---------------|
|                         |               | Width      |               |
| <b>NTC701110800S-01</b> | For 1000 desk | 800        | <b>£64.00</b> |
| <b>NTC70111000S-01</b>  | For 1200 desk | 1000       | <b>£69.00</b> |
| <b>NTC70111200S-01</b>  | For 1400 desk | 1200       | <b>£78.00</b> |
| <b>NTC70111400S-01</b>  | For 1600 desk | 1400       | <b>£85.00</b> |
| <b>NTC70111600S-01</b>  | For 1800 desk | 1600       | <b>£93.00</b> |

// NOTE: Available in chrome finish only

### FINISHES

|       |        |       |
|-------|--------|-------|
| BLACK | SILVER | WHITE |
| BK    | SV     | WH    |



3 YR  
COMPONENT  
GUARANTEE

3 YR  
GUARANTEE

# COATSTANDS

- Thick tubular steel construction
- Easy self assembly - no tools required
- Integral umbrella stands and weighted base for added stability



**CLUSTER COAT STAND**

|            | Dimensions | RRP     |
|------------|------------|---------|
|            | H          |         |
| COATSTAND6 | 1820       | £165.00 |

- Thick tubular steel construction
- Easy self assembly - no tools required
- Integral umbrella stands and weighted base for added stability



**CHROMY COAT STAND**

|            | Dimensions | RRP     |
|------------|------------|---------|
|            | H          |         |
| COATSTAND2 | 1770       | £303.00 |

- Thick tubular steel construction
- Easy self assembly - no tools required
- Integral umbrella stands and weighted base for added stability



**FESTIVAL COAT STAND**

|            |       | Dimensions | RRP     |
|------------|-------|------------|---------|
|            |       | H          |         |
| COATSTAND3 | Black | 1870       | £182.00 |
| COATSTAND4 | White | 1870       | £175.00 |

- Six coat pegs with four mini pegs for accessories
- Smart umbrella holder and hook
- Weighted base for extra stability
- Easy assembly - no tools required



**WOODEN COAT STAND**

|            | Dimensions | RRP     |
|------------|------------|---------|
|            | H          |         |
| COATSTAND5 | 1750       | £175.00 |

# RECEPTION

// 20

Great first impressions are essential, and nothing says 'welcome' more than an inviting, well designed space. It doesn't matter what space limitations you have - create the perfect introduction to your business with our modular reception range.





**MODULAR RECEPTION UNITS**  
Page 260



**MODULAR RECEPTION TOPS**  
Page 261



**RECEPTION UNIT**  
Page 262



**RECEPTION UNIT WITH EXTENSION**  
Page 262




**RECEPTION LIGHTING PACK**  
Page 262

## RECEPTION MIX & MATCH


The reception desk has the option to separately pick the finish of the tops and sides, enabling you to mix finishes and create a reception unit that fits in with the office decor.

When ordering, select the finish for **Box A** to choose the desk and reception tops and select the finish for **Box B** to choose the front and side panel finish.

**Box A**



**Box B**



MADE  
TO  
ORDER

5 YR  
COMPONENT  
GUARANTEE

25MM  
TOP  
THICKNESS

# MODULAR RECEPTION



## STRAIGHT UNITS

|            | Dimensions |     |     | RRP     |
|------------|------------|-----|-----|---------|
|            | W          | D   | H   |         |
| RCM800SBU  | 800        | 800 | 742 | £321.00 |
| RCM1200SBU | 1200       | 800 | 742 | £383.00 |

## CORNER UNIT

|       | Dimensions |     |     | RRP     |
|-------|------------|-----|-----|---------|
|       | W          | D   | H   |         |
| RCMCB | 800        | 800 | 742 | £383.00 |

### STOCKED FINISH

|       |
|-------|
| WHITE |
| WH    |

### MADE TO ORDER FINISHES

|       |          |          |             |       |
|-------|----------|----------|-------------|-------|
| BEECH | NOVA OAK | GREY OAK | DARK WALNUT | MAPLE |
| BE    | NO       | GO       | DW          | MA    |





### STRAIGHT TOPS

|            | Dimensions |     |     | RRP     |
|------------|------------|-----|-----|---------|
|            | W          | D   | H   |         |
| RCM800SHU  | 800        | 320 | 400 | £284.00 |
| RCM1200SHU | 1200       | 320 | 400 | £333.00 |

### CORNER TOP

|       | Dimensions |     |     | RRP     |
|-------|------------|-----|-----|---------|
|       | W          | D   | H   |         |
| RCMCH | 800        | 320 | 400 | £284.00 |

- Combine base units and optional counter tops to create your ideal solution
- 25mm top thickness
- Reception units are offered in 6 wood finishes to complement your office
- Beech, nova oak, grey oak, dark walnut and maple are made to order - contact sales for lead time
- White finish features white cable port, made to order finishes features black cable port



5 YR  
COMPONENT  
GUARANTEE

25MM  
TOP  
THICKNESS

# RECEPTION



RECEPTION UNIT

|         | Dimensions |     |            | RRP     |
|---------|------------|-----|------------|---------|
|         | W          | D   | H          |         |
| RCA1400 | 1462       | 892 | 730 / 1165 | £584.00 |
| RCA1600 | 1662       | 892 | 730 / 1165 | £648.00 |



UNIT WITH EXTENSIONS

|           | Dimensions |     |            | RRP     |
|-----------|------------|-----|------------|---------|
|           | W          | D   | H          |         |
| RCA1400EX | 2400       | 890 | 730 / 1165 | £752.00 |
| RCA1600EX | 2600       | 890 | 730 / 1165 | £820.00 |



- A self-contained reception unit with a high shelf and private desk with cable ports
- Extension unit available for extra space or to allow access for wheelchair users
- A light is also available to illuminate the back of the unit
- Dark walnut and maple are made to order - contact sales for lead time
- Reception desks are not compatible with modular reception units, heights will not match

## LIGHTING PACK

|          | RRP     |
|----------|---------|
| RCALIGHT | £221.00 |

### STOCKED TOP & SIDE FINISHES // EXTENSION LEG FINISH

|       |          |          |       |    |        |
|-------|----------|----------|-------|----|--------|
| BEECH | NOVA OAK | GREY OAK | WHITE | // | SILVER |
| BE    | NO       | GO       | WH    |    | SV     |

### MADE TO ORDER TOP & SIDE FINISHES

|             |       |
|-------------|-------|
| DARK WALNUT | MAPLE |
| DW          | MA    |



WELCOME



# EDUCATION

// 21

Learning environments are constantly evolving to meet educational needs, and our educational furniture range is designed to support that.





# SECTION CONTENTS



**TEACHER WALL**

Page 266



**SPIN STOOL**

Page 268



**ARC**

Page 269



**FLEXIBLE TABLES**

Page 273



**TITAN ONE PIECE - RETOLD**

Page 274



**TITAN ONE PIECE**

Page 275



**TITAN 4-LEG**

Page 277



**TITAN MOVE**

Page 277



**TITAN SKID**

Page 279



**TITAN HIGH CHAIR**

Page 281



**TITAN STOOL**

Page 283



**TITAN SWIVEL**

Page 285



**TITAN SWIVEL STOOL**

Page 285



**T-BAG**

Page 287



**TRAY STORAGE**

Page 289



**FLAT-PACK CLASSROOM TABLES**

Page 295



**EXAM DESKS**

Page 297



**TITAN ACCESSORIES**

Page 299

# TEACHER WALL

5 YR  
COMPONENT  
GUARANTEE

18MM  
SHELVES &  
BACK  
THICKNESS

MADE  
TO  
ORDER



- Available in eight finishes and five module configurations
  - Cam locks come as standard. All other locks are POA
  - 18mm wooden carcass
- // **NOTE:** other configurations available. Please contact sales for more information

## CLASSIC TEACHER WALL

|          | Overall Dimensions |
|----------|--------------------|
| TTWBUN01 | D600 W4036 H2100   |

### MADE TO ORDER FINISHES



- Available in eight finishes and five module configurations
  - Cam locks come as standard. All other locks are POA
  - 18mm wooden carcass
- // **NOTE:** other configurations available. Please contact sales for more information

## SLIDING DOOR TEACHER WALL

|          | Overall Dimensions |
|----------|--------------------|
| TTWBUN02 | D600 W4036 H2100   |

### MADE TO ORDER FINISHES



E&EO. All items are subject to VAT, where applicable.



- Available in eight finishes and five module configurations
  - Cam locks come as standard. All other locks are POA
  - 18mm wooden carcass
- // **NOTE:** other configurations available. Please contact sales for more information

### COMPLETE TEACHER WALL

|          | Overall Dimensions |
|----------|--------------------|
| TTWBUN03 | D600 W4112 H2100   |

#### MADE TO ORDER FINISHES



- Available in eight finishes and five module configurations
  - Cam locks come as standard. All other locks are POA
  - 18mm wooden carcass
- // **NOTE:** other configurations available. Please contact sales for more information

### OPEN TEACHER WALL

|          | Overall Dimensions |
|----------|--------------------|
| TTWBUN04 | D600 W4036 H2100   |

#### MADE TO ORDER FINISHES





**SPIN STOOL**

|      | Overall Dimensions | Seat Dimensions |
|------|--------------------|-----------------|
| TA16 | D445 W325 H505     | H480            |

FR: Low  
 Fabric: 100% Man-made  
 Weight capacity: 115kg



**ARC SEATPAD**

// NOTE: seat pad thickness is 15mm

|        | Overall Dimensions |
|--------|--------------------|
| TASPUN | W420 D395          |

Weight capacity: 115kg  
 Storage: Stacks 15

# ARC

5 YR  
COMPONENT  
GUARANTEE

115 KG  
WEIGHT  
TOLERANCE

8 H  
HOURS USAGE



## 4 LEG

|       |        | Seat Dimensions | Back Dimensions |
|-------|--------|-----------------|-----------------|
| TA1_5 | SIZE 5 | D410 W425 H430  | W405 H425       |
| TA1_6 | SIZE 6 | D410 W425 H460  | W405 H425       |

FR: UL94 V-2  
Material: Polypropylene  
Storage: Stacks 10



## 4 LEG WITH BRACE

|       |        | Seat Dimensions | Back Dimensions |
|-------|--------|-----------------|-----------------|
| TA2_5 | SIZE 5 | D410 W425 H430  | W405 H425       |
| TA2_6 | SIZE 6 | D410 W425 H460  | W405 H425       |

FR: UL94 V-2  
Material: Polypropylene  
Storage: Stacks 4



## MOBILE 4 LEG

|     |        | Seat Dimensions | Back Dimensions |
|-----|--------|-----------------|-----------------|
| TA6 | SIZE 6 | D410 W425 H460  | W405 H425       |

FR: UL94 V-2  
Material: Polypropylene



## REVERSE CANTILIVER

|       |        | Seat Dimensions | Back Dimensions |
|-------|--------|-----------------|-----------------|
| TA4_5 | SIZE 5 | D410 W425 H430  | W405 H425       |
| TA4_6 | SIZE 6 | D410 W425 H460  | W405 H425       |

FR: UL94 V-2  
Material: Polypropylene  
Storage: Stacks 6



## SKID

|       |        | Seat Dimensions | Back Dimensions |
|-------|--------|-----------------|-----------------|
| TA3_5 | SIZE 5 | D410 W425 H430  | W405 H425       |
| TA3_6 | SIZE 6 | D410 W425 H460  | W405 H425       |

FR: UL94 V-2  
Material: Polypropylene  
Storage: Stacks 8



## HIGH STOOL

|       |        | Seat Dimensions | Back Dimensions |
|-------|--------|-----------------|-----------------|
| TA5_5 | SIZE 5 | D410 W425 H610  | W405 H425       |
| TA5_6 | SIZE 6 | D410 W425 H685  | W405 H425       |

FR: UL94 V-2  
Material: Polypropylene  
Storage: Stacks 4






ARC WOODEN 4 LEG

|        |        | Seat Dimensions | Back Dimensions |
|--------|--------|-----------------|-----------------|
| TA13_5 | SIZE 5 | D410 W425 H430  | W405 H425       |
| TA13_6 | SIZE 6 | D410 W425 H460  | W405 H425       |

FR: UL94 V-2  
Material: Polypropylene



WOODEN 4 LEG WITH ARMS

|        |        | Seat Dimensions | Back Dimensions |
|--------|--------|-----------------|-----------------|
| TA15_5 | SIZE 5 | D410 W425 H430  | W405 H425       |
| TA15_6 | SIZE 6 | D410 W425 H460  | W405 H425       |

FR: UL94 V-2  
Material: Polypropylene



# ARC

5 YR  
COMPONENT  
GUARANTEE

115 KG  
WEIGHT  
TOLERANCE

8 H  
HOURS USAGE



## DYNAMIC 3D TILT

|   |        | Seat Dimensions  | Back Dimensions |
|---|--------|--|-----------------|
| <b>TA7</b>  | SIZE 6 | D410 W425 H445-538   | W405 H425       |
| FR: UL94 V-2<br>Material: Polypropylene<br>Mechanism: 3D Tilt |        |  |                 |
|   |        | <span>C</span> <span>G</span> <span>F</span> <span>M</span> <span>A</span> <span>SB</span> <span>GY</span> |                 |



## DYNAMIC 3D TILT & PERSONAL WORKSPACE

|   |        | Seat Dimensions  | Back Dimensions |
|---|--------|--|-----------------|
| <b>TA8</b>  | SIZE 6 | D410 W425 H470-535   | W405 H425       |
| FR: UL94 V-2<br>Material: Polypropylene<br>Mechanism: 3D Tilt |        |  |                 |
|   |        | <span>C</span> <span>G</span> <span>F</span> <span>M</span> <span>A</span> <span>SB</span> <span>GY</span> |                 |



## COMMUNITY

|   |        | Seat Dimensions  | Back Dimensions |
|---|--------|--|-----------------|
| <b>TA9</b>                              | SIZE 6 | D410 W425 H470   | W405 H425       |
| FR: UL94 V-2<br>Material: Polypropylene |        |  |                 |
|   |        | <span>C</span> <span>G</span> <span>F</span> <span>M</span> <span>A</span> <span>SB</span> <span>GY</span> |                 |



## COMMUNITY & PERSONAL WORKSPACE

|   |        | Seat Dimensions  | Back Dimensions |
|---|--------|--|-----------------|
| <b>TA10</b>                             | SIZE 6 | D410 W425 H470   | W405 H425       |
| FR: UL94 V-2<br>Material: Polypropylene |        |  |                 |
|   |        | <span>C</span> <span>G</span> <span>F</span> <span>M</span> <span>A</span> <span>SB</span> <span>GY</span> |                 |



## SWIVEL

|   |        | Seat Dimensions  | Back Dimensions |
|---|--------|--|-----------------|
| <b>TA11</b>                             | SIZE 6 | D410 W425 H795-890   | W405 H425       |
| FR: UL94 V-2<br>Material: Polypropylene |        |  |                 |
|   |        | <span>C</span> <span>G</span> <span>F</span> <span>M</span> <span>A</span> <span>SB</span> <span>GY</span> |                 |



## SWIVEL & PERSONAL WORKSPACE

|   |        | Seat Dimensions  | Back Dimensions |
|---|--------|--|-----------------|
| <b>TA12</b>                             | SIZE 6 | D410 W425 H820-890   | W405 H425       |
| FR: UL94 V-2<br>Material: Polypropylene |        |  |                 |
|   |        | <span>C</span> <span>G</span> <span>F</span> <span>M</span> <span>A</span> <span>SB</span> <span>GY</span> |                 |

# FLEXIBLE ENVIRONMENTS



As we pave the way for the next generation, we believe in creating environments beyond traditional boundaries, preparing students for the challenges and opportunities of the twenty-first century.

Imagine classrooms that seamlessly adapt to various teaching methods, fostering a dynamic learning experience for every student providing flexible spaces that cater to diverse teaching and learning needs.

In these innovative classrooms, students can showcase their knowledge through problem-solving and in-depth demonstrations. Project-based learning and personalised instruction take centre stage, and the space becomes a tool for educators to unleash their creativity.

Creating a flexible learning environment isn't a Herculean task. It's about providing a spectrum of options, from desks & tables to plush cushions, standard seating and inviting sofa's.

The goal is to offer students a space to choose where to sit, fostering a sense of ownership and individuality.

This approach also caters to diverse learning preferences, acknowledging that some students thrive in a personalised classroom while others seek specific zones for quiet contemplation and reading.

## SPIN STOOL



FABRIC FINISH // FRAME FINISH



FR: Low  
Fabric: 100% Man-made  
Weight capacity: 115kg

|      | Overall Dimensions | Seat Dimensions |
|------|--------------------|-----------------|
| TA16 | D445 W325 H505     | H480            |



# FLEXIBLE TABLES

5 YR  
COMPONENT  
GUARANTEE

25 MM  
TOP  
THICKNESS

MADE  
TO  
ORDER



**HIGH MAKER TABLE**

|               | Overall Dimensions |
|---------------|--------------------|
| T-HIGH-M-1210 | D1000 W1200 H1100  |
| T-HIGH-M-1510 | D1000 W1500 H1100  |
| T-HIGH-M-1810 | D1000 W1800 H1100  |



**HIGH MAKER TABLE MOBILE**

|                | Overall Dimensions |
|----------------|--------------------|
| T-HIGH-MM-1210 | D1000 W1210 H1100  |
| T-HIGH-MM-1510 | D1000 W1510 H1100  |
| T-HIGH-MM-1810 | D1000 W1810 H1100  |



**LOW MAKER TABLE**

|              | Overall Dimensions |
|--------------|--------------------|
| T-LOW-M-1210 | D1000 W1200 H740   |
| T-LOW-M-1510 | D1000 W1500 H740   |
| T-LOW-M-1810 | D1000 W1800 H740   |



**LOW MAKER TABLE MOBILE**

|               | Overall Dimensions |
|---------------|--------------------|
| T-LOW-MM-1210 | D1000 W1200 H740   |
| T-LOW-MM-1510 | D1000 W1500 H740   |
| T-LOW-MM-1810 | D1000 W1800 H740   |

**TITAN MOBILE TABLE**

|               | Overall Dimensions |
|---------------|--------------------|
| T-MOBILE-1260 | D600 W1200 H733    |
| T-MOBILE-1280 | D800 W1200 H733    |
| T-MOBILE-1460 | D600 W1400 H733    |
| T-MOBILE-1480 | D800 W1400 H733    |
| T-MOBILE-1660 | D600 W1600 H733    |
| T-MOBILE-1680 | D800 W1600 H733    |
| T-MOBILE-1860 | D600 W1800 H733    |
| T-MOBILE-1880 | D800 W1800 H733    |



MADE TO ORDER TOP FINISHES // FRAME FINISHES



# TITAN ONE PIECE - RETOLD

TESTED TO BS1729 FOR STRENGTH & STABILITY

LIMITED AVAILABILITY

15<sup>T</sup> OF PLASTIC SAVED FROM LANDFILL

MADE FROM 100% RECYCLED ONE PIECE CHAIRS

10<sup>YR</sup> GUARANTEE

8<sup>H</sup> HOURS USAGE



Here at Titan Furniture, we are serious about addressing plastic waste. Manufacturing plastic chairs through injection moulding always creates waste, which is why we created the One Piece Retold.

Embrace sustainable learning with the Retold, crafted from recycled Titan chairs, the Retold is 100% recycled and diverts 15 tonnes of plastic from landfills annually, reducing CO<sup>2</sup> emissions by 1.8 metric tonnes/month.

Independently certified for strength, stability, and ergonomics for educational furniture, the Retold is the ideal chair for demanding classroom spaces, as well as promoting a greener, cleaner environment for all to enjoy.



SIZE 5 // AGES 11 - 14

|        | Overall Dimensions | Seat Dimensions |
|--------|--------------------|-----------------|
| T5-RBK | D486 W480 H799     | D414 W370 H430  |

Weight capacity: 115kg  
Storage: Stacks 15

BK



SIZE 6 // AGES 14+

|        | Overall Dimensions | Seat Dimensions |
|--------|--------------------|-----------------|
| T6-RBK | D510 W482 H829     | D414 W370 H460  |

Weight capacity: 158kg  
Storage: Stacks 15

BK

# TITAN ONE PIECE

CLASSROOM SAFE

LUMBAR SUPPORT

ANTI TILT

STACKABLE

ULTRA STRONG

20<sup>YR</sup> GUARANTEE

8<sup>H</sup> HOURS USAGE



## SIZE 1 // AGES 3 - 4

|    | Overall Dimensions | Seat Dimensions |
|----|--------------------|-----------------|
| T1 | D320 W360 H513     | D279 W275 H260  |

Weight capacity: 97kg  
Storage: Stacks 15



## SIZE 2 // AGES 4 - 6

|    | Overall Dimensions | Seat Dimensions |
|----|--------------------|-----------------|
| T2 | D343 W363 H563     | D279 W275 H310  |

Weight capacity: 97kg  
Storage: Stacks 15



## SIZE 3 // AGES 6 - 8

|    | Overall Dimensions | Seat Dimensions |
|----|--------------------|-----------------|
| T3 | D384 W435 H600     | D331 W340 H350  |

Weight capacity: 107kg  
Storage: Stacks 15



## SIZE 4 // AGES 8 - 11

|    | Overall Dimensions | Seat Dimensions |
|----|--------------------|-----------------|
| T4 | D408 W435 H690     | D331 W340 H380  |

Weight capacity: 107kg  
Storage: Stacks 15



## SIZE 5 // AGES 11 - 14

|    | Overall Dimensions | Seat Dimensions |
|----|--------------------|-----------------|
| T5 | D486 W480 H799     | D414 W370 H430  |

T5-AN

D486 W480 H799 D414 W370 H430

Weight capacity: 115kg  
Storage: Stacks 15



## SIZE 6 // AGES 14+

|    | Overall Dimensions | Seat Dimensions |
|----|--------------------|-----------------|
| T6 | D510 W482 H829     | D414 W370 H460  |

T6-AN

D510 W482 H829 D414 W370 H460

Weight capacity: 158kg  
Storage: Stacks 15





# TITAN 4-LEG

CLASSROOM SAFE

LUMBAR SUPPORT

ANTI TILT

STACKABLE

ULTRA STRONG

5<sup>YR</sup>  
GUARANTEE

8<sup>H</sup>  
HOURS USAGE



SIZE 2 // AGES 4 - 6

|     | Overall Dimensions | Seat Dimensions |
|-----|--------------------|-----------------|
| T12 | D375 W420 H665     | D296 W387 H350  |

Weight capacity: 95kg  
Storage: Stacks 5



SIZE 3 // AGES 6 - 8

|     | Overall Dimensions | Seat Dimensions |
|-----|--------------------|-----------------|
| T13 | D375 W420 H665     | D296 W387 H350  |

Weight capacity: 95kg  
Storage: Stacks 5



SIZE 4 // AGES 8 - 11

|     | Overall Dimensions | Seat Dimensions |
|-----|--------------------|-----------------|
| T14 | D410 W430 H695     | D296 W387 H385  |

Weight capacity: 95kg  
Storage: Stacks 5



SIZE 5 // AGES 11 - 14

|     | Overall Dimensions | Seat Dimensions |
|-----|--------------------|-----------------|
| T15 | D475 W500 H785     | D423 W423 H420  |

Weight capacity: 140kg  
Storage: Stacks 5



SIZE 6 // AGES 14+

|     | Overall Dimensions | Seat Dimensions |
|-----|--------------------|-----------------|
| T16 | D475 W500 H825     | D363 W423 H460  |

Weight capacity: 140kg  
Storage: Stacks 5



MOVE // AGES 14+

|      | Overall Dimensions | Seat Dimensions |
|------|--------------------|-----------------|
| T301 | D495 W520 H830     | D363 W423 H445  |

Back dimensions: W403 H400  
Weight capacity: 130kg  
Storage: Stacks 5





# TITAN SKID

CLASSROOM SAFE

LUMBAR SUPPORT

ANTI TILT

STACKABLE

ULTRA STRONG

5 YR GUARANTEE

8<sup>H</sup> HOURS USAGE



## SIZE 3 // AGES 6 - 8

|            | Overall Dimensions | Seat Dimensions |
|------------|--------------------|-----------------|
| <b>T23</b> | D370 W507 H655     | D296 W387 H355  |

Weight capacity: 95kg  
Storage: Stacks 5



## SIZE 4 // AGES 8 - 11

|            | Overall Dimensions | Seat Dimensions |
|------------|--------------------|-----------------|
| <b>T24</b> | D380 W507 H655     | D296 W387 H385  |

Weight capacity: 95kg  
Storage: Stacks 5



## SIZE 5 // AGES 11 - 14

|            | Overall Dimensions | Seat Dimensions |
|------------|--------------------|-----------------|
| <b>T25</b> | D485 W545 H790     | D363 W423 H430  |

Weight capacity: 140kg  
Storage: Stacks 5



## SIZE 6 // AGES 14+

|            | Overall Dimensions | Seat Dimensions |
|------------|--------------------|-----------------|
| <b>T26</b> | D495 W545 H820     | D363 W423 H460  |

Weight capacity: 140kg  
Storage: Stacks 5







# TITAN HIGH CHAIR

CLASSROOM SAFE

LUMBAR SUPPORT

ULTRA STRONG

5<sup>YR</sup> GUARANTEE

8<sup>H</sup> HOURS USAGE



**NEW SLIMMER FRAME!**

NOW AVAILABLE WITH 485MM FRAME

## SIZE 3 // AGES 6 - 8

|            | Overall Dimensions | Seat Dimensions |
|------------|--------------------|-----------------|
| <b>T60</b> | D485 W485 H845     | D363 W423 H460  |

Weight capacity: 95kg



## SIZE 4 // AGES 8 - 11

|            | Overall Dimensions | Seat Dimensions |
|------------|--------------------|-----------------|
| <b>T61</b> | D485 W485 H955     | D363 W423 H570  |

Weight capacity: 95kg



## SIZE 5 // AGES 11 - 14

|            | Overall Dimensions | Seat Dimensions |
|------------|--------------------|-----------------|
| <b>T62</b> | D485 W485 H1010    | D363 W423 H615  |

Weight capacity: 140kg



## SIZE 6 // AGES 14+

|            | Overall Dimensions | Seat Dimensions |
|------------|--------------------|-----------------|
| <b>T63</b> | D485 W485 H1085    | D363 W423 H690  |

Weight capacity: 140kg



// **NOTE:** New narrower Titan high chair frame



# TITAN STOOL

- CLASSROOM SAFE
- LUMBAR SUPPORT
- STACKABLE
- ULTRA STRONG
- 5<sup>YR</sup> GUARANTEE
- 8<sup>H</sup> HOURS USAGE

**NEW  
SLIMMER  
FRAME!**

NOW AVAILABLE WITH  
485MM FRAME



**SIZE 3 // AGES 6 - 8**

|            | Overall Dimensions | Seat Dimensions |
|------------|--------------------|-----------------|
| <b>T90</b> | D485 W485 H520     | D361 W365 H435  |

Weight capacity: 97kg  
Storage: Stacks 10



**SIZE 4 // AGES 8 - 11**

|            | Overall Dimensions | Seat Dimensions |
|------------|--------------------|-----------------|
| <b>T91</b> | D485 W485 H650     | D361 W365 H565  |

Weight capacity: 97kg  
Storage: Stacks 10



**SIZE 5 // AGES 11 - 14**

|            | Overall Dimensions | Seat Dimensions |
|------------|--------------------|-----------------|
| <b>T92</b> | D485 W485 H685     | D361 W365 H610  |

Weight capacity: 107kg  
Storage: Stacks 10



**SIZE 6 // AGES 14+**

|            | Overall Dimensions | Seat Dimensions |
|------------|--------------------|-----------------|
| <b>T93</b> | D485 W485 H770     | D361 W365 H690  |

Weight capacity: 107kg  
Storage: Stacks 10



// **NOTE:** New narrower Titan stool frame



# TITAN SWIVEL

- CLASSROOM SAFE
- LUMBAR SUPPORT
- HEIGHT ADJUSTABLE
- PORTABLE
- 5 YR GUARANTEE
- 8<sup>H</sup> HOURS USAGE



// NOTE: Shown with optional glides

## JUNIOR SWIVEL // AGES 6 - 11

|              | Overall Dimensions   | Seat Dimensions      |
|--------------|----------------------|----------------------|
| <b>T30</b>   | D600 W600 H740 - 820 | D320 W387 H380 - 460 |
| <b>T30BK</b> | D600 W600 H765 - 820 | D320 W387 H365 - 435 |

Base diameter: 600  
Weight capacity: 97kg



## SENIOR SWIVEL // AGES 11+

|              | Overall Dimensions   | Seat Dimensions      |
|--------------|----------------------|----------------------|
| <b>T35</b>   | D600 W600 H820 - 910 | D400 W420 H420 - 510 |
| <b>T35BK</b> | D600 W600 H845 - 930 | D406 W423 H435 - 525 |

Base diameter: 600  
Weight capacity: 107kg



## JUNIOR SWIVEL STOOL // AGES 6 - 11

|              | Overall Dimensions   | Seat Dimensions      |
|--------------|----------------------|----------------------|
| <b>T32</b>   | D600 W600 H440 - 510 | D390 W420 H330 - 400 |
| <b>T32BK</b> | D600 W600 H445 - 500 | D390 W420 H405 - 475 |

Base diameter: 600  
Weight capacity: 97kg



## SENIOR SWIVEL STOOL // AGES 11+

|              | Overall Dimensions   | Seat Dimensions      |
|--------------|----------------------|----------------------|
| <b>T33</b>   | D600 W600 H505 - 605 | D335 W360 H390 - 480 |
| <b>T33BK</b> | D600 W600 H505 - 605 | D414 W420 H465 - 555 |

Base diameter: 600  
Weight capacity: 97kg



### Available Options for Titan Swivel

Black base and gas lift

Glides



# T BAG

CLASSROOM  
SAFE

2<sup>YR</sup>  
GUARANTEE

8<sup>H</sup>  
HOURS USAGE

MADE  
TO  
ORDER



## GOLIATH

### Overall Dimensions

**T-BAG-GOLIATH** D2000 W1320 H200

- Wipe clean cover
- No liner
- 15 cuft polybead filling



## MEDIUM

### Overall Dimensions

**T-BAG-MEDIUM** D750 W750 H650

- Easily removed wipe clean or dry clean cover
- 3.5 cuft polybead filling



## FLOOR

### Overall Dimensions

**T-BAG-FLOOR** W680 H680

- Easily removed machine washable cover
- 1.5 cuft polybead filling







# SMALL TRAY STORAGE

CLASSROOM  
SAFE

2<sup>YR</sup>  
GUARANTEE

8<sup>H</sup>  
HOURS USAGE



**SMALL 6 TRAYS**

|                   | Overall Dimensions |
|-------------------|--------------------|
| T-STOR-6D-F01BLUE | D438 W390 H795     |



**SMALL 12 TRAYS**

|                    | Overall Dimensions |
|--------------------|--------------------|
| T-STOR-12D-F01BLUE | D438 W748 H795     |

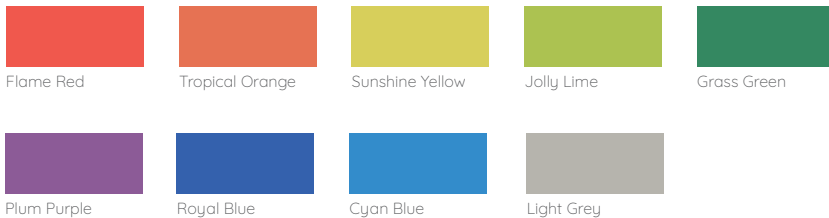


- Stocked with blue trays
- Colour trays available made to order contact sales for lead times

**SMALL 18 TRAYS**

|                    | Overall Dimensions |
|--------------------|--------------------|
| T-STOR-18D-F01BLUE | D438 W1106 H795    |

## MADE TO ORDER TRAY COLOUR SWATCHES





# MEDIUM TRAY STORAGE

CLASSROOM  
SAFE

2 YR  
GUARANTEE

8 H  
HOURS USAGE



## MEDIUM 3 TRAYS

|                   | Overall Dimensions |
|-------------------|--------------------|
| T-STOR-3D-F02BLUE | D438 W390 H795     |



## MEDIUM 6 TRAYS

|                   | Overall Dimensions |
|-------------------|--------------------|
| T-STOR-6D-F02BLUE | D438 W748 H795     |



- Stocked with blue trays
- Colour trays available made to order, contact sales for lead times

## MEDIUM 9 TRAYS

|                   | Overall Dimensions |
|-------------------|--------------------|
| T-STOR-9D-F02BLUE | D438 W1106 H795    |

## MADE TO ORDER TRAY COLOUR SWATCHES





# LARGE TRAY STORAGE

CLASSROOM  
SAFE

2<sup>YR</sup>  
GUARANTEE

8<sup>H</sup>  
HOURS USAGE



## LARGE 2 TRAYS

|                   | Overall Dimensions |
|-------------------|--------------------|
| T-STOR-2D-F25BLUE | D438 W390 H795     |



## LARGE 4 TRAYS

|                   | Overall Dimensions |
|-------------------|--------------------|
| T-STOR-4D-F25BLUE | D438 W748 H795     |



## LARGE 6 TRAYS

|                   | Overall Dimensions |
|-------------------|--------------------|
| T-STOR-6D-F25BLUE | D438 W1106 H795    |

- Stocked with blue trays
- Colour trays available made to order, contact sales for lead times

## MADE TO ORDER TRAY COLOUR SWATCHES





### FLAT-PACK CLASSROOM TABLES

A great selection of multi-purpose PU edged school tables that come in a range of heights & widths, making them suitable for both primary, secondary and further educational spaces.

Supplied flat-pack or through our D&I service these offer a cost-effective solution to creating collaborative spaces.

5 YR  
COMPONENT  
GUARANTEE

25MM  
TOP  
THICKNESS

# FLAT-PACK CLASSROOM TABLES



## 460 HIGH PU EDGE TABLES

|              |                   | Overall Dimensions |
|--------------|-------------------|--------------------|
| T-TABLE-1246 | Rectangular table | D600 W1200 H460    |
| T-TABLE-6046 | Square table      | D600 W600 H460     |

## 530 HIGH PU EDGE TABLES

|              |                   | Overall Dimensions |
|--------------|-------------------|--------------------|
| T-TABLE-1253 | Rectangular table | D600 W1200 H530    |
| T-TABLE-6053 | Square table      | D600 W600 H530     |



## 590 HIGH PU EDGE TABLES

|              |                   | Overall Dimensions |
|--------------|-------------------|--------------------|
| T-TABLE-1259 | Rectangular table | D600 W1200 H590    |
| T-TABLE-6059 | Square table      | D600 W600 H590     |

## 640 HIGH PU EDGE TABLES

|              |                   | Overall Dimensions |
|--------------|-------------------|--------------------|
| T-TABLE-1264 | Rectangular table | D600 W1200 H640    |
| T-TABLE-6064 | Square table      | D600 W600 H640     |



## 710 HIGH PU EDGE TABLES

|              |                   | Overall Dimensions |
|--------------|-------------------|--------------------|
| T-TABLE-1271 | Rectangular table | D600 W1200 H710    |
| T-TABLE-6071 | Square table      | D600 W600 H710     |

## 760 HIGH PU EDGE TABLES

|              |                   | Overall Dimensions |
|--------------|-------------------|--------------------|
| T-TABLE-1276 | Rectangular table | D600 W1200 H760    |
| T-TABLE-6076 | Square table      | D600 W600 H760     |

### TOP FINISHES // FRAME FINISH



- Available in four heights
- Flat pack design
- Metal to metal fixings for strength
- PU moulded edge





# EXAM DESKS

- CLASSROOM SAFE
- STABLE BASE
- EASY CLEAN
- ULTRA STRONG
- 2 YR GUARANTEE



## EXAM DESK

|     | Overall Dimensions |
|-----|--------------------|
| T10 | D600 W600 H710     |

Graffiti proof wipe clean injection moulded polypropylene top with pen groove and ultra-strong 22mm diameter black EPC folding frame



## MDF EXAM DESK

|                 | Overall Dimensions |
|-----------------|--------------------|
| TC66ED-PREM-720 | D600 W600 H720     |

18mm thick beech laminate MDF with pen groove, 22mm diameter black EPC frame with integral safety bar to assist safer folding and storage



## ECONOMY MDF EXAM DESK

|                    | Overall Dimensions |
|--------------------|--------------------|
| TC66ED-ECON-720-NS | D600 W600 H720     |

15mm thick beech laminate MDF with pen groove, 22mm diameter black EPC frame



## EXAM DESK TROLLEY

|           | Overall Dimensions |
|-----------|--------------------|
| TCEDT-20T | D1225 W660 H1150   |

Capacity: 20 exam desks



## EXAM DESK TROLLEY

|       | Overall Dimensions |
|-------|--------------------|
| T10-T | D1267 W600 H473    |

Capacity: 40 exam desks



## EXAM DESK TROLLEY

|          | Overall Dimensions |
|----------|--------------------|
| TCEDT-50 | D1225 W660 H1150   |

Capacity: 50 exam desks



# TITAN ACCESSORIES

## SEATPAD EXPLANATION:

The Titan padded seat pad is the perfect addition to Titan chairs ranging from size three to size five. Available in unlimited fabric, these seat pads are upholstered in the UK to a colour and texture of your choosing to make learning a little bit more comfortable.


## FABRIC SEAT PAD

|    | Overall Dimensions |
|----|--------------------|
| T8 | D345 W365          |

Upholstered in Camira Phoenix fabric  
Minimum order quantity of 5



## CAMIRA PHEONIX OPTIONS



## TROLLEY

|     | Overall Dimensions |
|-----|--------------------|
| T40 | D480 W650 H1158    |

Capacity: 15 chairs



## TROLLEY STRAP

|            | Overall Dimensions |
|------------|--------------------|
| TSTRAP5MBK | L5000              |



## ONE PIECE LINKING CLIP

|    | Overall Dimensions       |
|----|--------------------------|
| T7 | FOR ONE PIECE SIZE 5 & 6 |



# FABRIC BAND GUIDE



Where you see the adjacent icon, the product is available upholstered to your exact specification.

Choose from multiple on-trend finishes to match your market place or corporate colour scheme, or simply something different to brighten up your business environment.

| Manufacturer | Material Name     | 1 | 2 | 3 | 4 | 5 | 6 | Leather | Wool Content %Age | Crib Fire Rating | Application |
|--------------|-------------------|---|---|---|---|---|---|---------|-------------------|------------------|-------------|
| Chieftain    | Trimcell Classic  | • |   |   |   |   |   |         | 0                 | LOW HAZARD       | TASK & SS   |
| Chieftain    | Trimcell Legend   | • |   |   |   |   |   |         | 0                 | LOW HAZARD       | TASK & SS   |
| Chieftain    | Carino            |   | • |   |   |   |   |         | 0                 | CRIB 5           | TASK & SS   |
| Chieftain    | Just Colour       |   | • |   |   |   |   |         | 0                 | CRIB 7           | TASK & SS   |
| Chieftain    | Just Patterns     |   | • |   |   |   |   |         | 0                 | CRIB 5           | TASK & SS   |
| Chieftain    | Lionella          |   |   | • |   |   |   |         | 0                 | CRIB 5           | TASK & SS   |
| Chieftain    | Casco             |   |   |   | • |   |   |         | 0                 | CRIB 5           | TASK & SS   |
| Chieftain    | Cube              |   |   |   | • |   |   |         | 0                 | CRIB 5           | TASK & SS   |
| Chieftain    | Marquis           |   |   |   | • |   |   |         | 0                 | CRIB 5           | TASK & SS   |
| Chieftain    | Riviera           |   |   |   | • |   |   |         | 0                 | CRIB 5           | TASK & SS   |
| Chieftain    | Self Colour       |   |   |   | • |   |   |         | 0                 | CRIB 5           | TASK & SS   |
| Chieftain    | Traditional       |   |   |   | • |   |   |         | 0                 | CRIB 5           | TASK & SS   |
| Chieftain    | Universal         |   |   |   | • |   |   |         | 0                 | CRIB 5           | TASK & SS   |
| Chieftain    | Multistretch      |   |   | • |   |   |   |         | 0                 | CRIB 5           | TASK & SS   |
| Agua         | Libra             |   | • |   |   |   |   |         | 0                 | CRIB 5           | TASK & SS   |
| Agua         | Paint Pot         |   | • |   |   |   |   |         | 0                 | CRIB 5           | TASK & SS   |
| Agua         | Taurus collection |   |   | • |   |   |   |         | 0                 | CRIB 5           | TASK & SS   |
| Agua         | Parody            |   |   | • |   |   |   |         | 0                 | CRIB 5           | TASK & SS   |
| Agua         | Nova              |   |   | • |   |   |   |         | 0                 | CRIB 5           | TASK & SS   |
| Agua         | Cashmir           |   |   | • |   |   |   |         | 0                 | CRIB 5           | TASK & SS   |
| Agua         | Funisoft PU       |   |   |   | • |   |   |         | 0                 | CRIB 5           | TASK & SS   |
| Camira       | Cara              | • |   |   |   |   |   |         | 0                 | LOW HAZARD       | PANEL       |
| Camira       | Phoenix           | • |   |   |   |   |   |         | 0                 | LOW HAZARD       | TASK        |
| Camira       | Citadel           | • |   |   |   |   |   |         | 0                 | LOW HAZARD       | TASK        |
| Camira       | Rivet             | • |   |   |   |   |   |         | 0                 | LOW HAZARD       | TASK & SS   |
| Camira       | Era               | • |   |   |   |   |   |         | 0                 | LOW HAZARD       | TASK & SS   |
| Camira       | Advantage         |   | • |   |   |   |   |         | 30                | LOW HAZARD       | TASK        |
| Camira       | Gravity           | • |   |   |   |   |   |         | 0                 | CRIB 5           | TASK & SS   |
| Camira       | Lucia             |   | • |   |   |   |   |         | 0                 | LOW HAZARD       | PANEL       |
| Camira       | Sonus             |   | • |   |   |   |   |         | 0                 | BS 476 PT.7 C.1  | PANEL       |
| Camira       | Manhattan         |   | • |   |   |   |   |         | 0                 | LOW HAZARD       | TASK        |
| Camira       | Racer             |   | • |   |   |   |   |         | 0                 | BS 476 PT.7 C.1  | PANEL       |
| Camira       | L2                |   | • |   |   |   |   |         | 0                 | BS 476 PT.7 C.1  | PANEL       |
| Camira       | Xtreme            |   | • |   |   |   |   |         | 0                 | CRIB 5           | TASK        |
| Camira       | Canopy            |   | • |   |   |   |   |         | 0                 | LOW HAZARD       | TASK & SS   |
| Camira       | Sprint            |   | • |   |   |   |   |         | 0                 | LOW HAZARD       | TASK & SS   |
| Camira       | Chateau           |   | • |   |   |   |   |         | 0                 | LOW HAZARD       | TASK        |
| Camira       | Vita              |   | • |   |   |   |   |         | 0                 | CRIB 5           | TASK & SS   |
| Camira       | Urban             |   | • |   |   |   |   |         | 0                 | CRIB 5           | TASK        |
| Camira       | X2                |   | • |   |   |   |   |         | 0                 | CRIB 5           | TASK & SS   |
| Camira       | Main Line Plus    |   |   | • |   |   |   |         | 67                | CRIB 5           | TASK & SS   |
| Camira       | Aspect            |   |   | • |   |   |   |         | 0                 | CRIB 5           | TASK & SS   |
| Camira       | Main Line Flax    |   |   | • |   |   |   |         | 70                | CRIB 5           | TASK & SS   |
| Camira       | Honeycomb         |   |   | • |   |   |   |         | 0                 | CRIB 5           | TASK & SS   |
| Camira       | Nexus             |   |   | • |   |   |   |         | 0                 | LOW HAZARD       | PANEL       |
| Camira       | Blazer Lite       |   |   |   | • |   |   |         | 100               | BS 476 PT.7 C.1  | PANEL       |
| Camira       | Halcyon - Cedar   |   |   |   | • |   |   |         | 0                 | CRIB 5           | TASK & SS   |
| Camira       | Halcyon - Aspen   |   |   |   | • |   |   |         | 0                 | CRIB 5           | TASK & SS   |
| Camira       | Halcyon - Blossom |   |   |   | • |   |   |         | 0                 | CRIB 5           | TASK & SS   |
| Camira       | Hi-Tech           |   |   |   | • |   |   |         | 29                | LOW HAZARD       | TASK & SS   |

\* WHEN TREATED

Featured swatches in following fabric brand pages

## PLEASE NOTE:

**FABRIC BANDINGS** - Should your fabric of choice not be listed please contact our sales teams who will be happy to assist. The above is intended as a guide only. Please ensure you check the suitability of your selected fabric for its application prior to ordering.

**LEATHER** - All leather fabrics are priced on application.

**FABRIC SWATCHES** - We recommend that your final fabric selection is made based on a physical swatch only. Please note colour accuracy of printed fabric swatches is not guaranteed and is intended as a guide only.

| Manufacturer | Material Name             | 1 | 2 | 3 | 4 | 5 | 6 | Leather | Wool Content %Age | Crib Fire Rating | Application |
|--------------|---------------------------|---|---|---|---|---|---|---------|-------------------|------------------|-------------|
| Camira       | Synergy                   |   |   |   | • |   |   |         | 95                | CRIB 5*          | TASK & SS   |
| Camira       | Hemp                      |   |   |   | • |   |   |         | 60                | CRIB 5           | TASK & SS   |
| Camira       | 24/7 +                    |   |   |   | • |   |   |         | 33                | CRIB 5           | TASK & SS   |
| Camira       | 24/7 Flax                 |   |   |   | • |   |   |         | 30                | CRIB 5           | TASK        |
| Camira       | Landscape Balance/Contact |   |   |   | • |   |   |         | 95                | CRIB 5*          | TASK & SS   |
| Camira       | Intervene Plain/Texture   |   |   |   | • |   |   |         | 0                 | CRIB 5           | TASK & SS   |
| Camira       | Blazer                    |   |   |   |   | • |   |         | 100               | CRIB 5*          | TASK & SS   |
| Camira       | Marvel                    |   | • |   |   |   |   |         | 0                 | CRIB 5           | TASK & SS   |
| Camira       | Aquarius                  |   |   |   |   | • |   |         | 100               | CRIB 5*          | TASK & SS   |
| Camira       | Oxygen                    |   |   |   |   | • |   |         | 90                | CRIB 5*          | TASK        |
| Camira       | Silk                      |   |   |   |   | • |   |         | 67                | CRIB 5           | TASK & SS   |
| Camira       | Track                     |   |   |   |   | • |   |         | 0                 | CRIB 5           | TASK & SS   |
| Camira       | Synergy 170               |   |   |   |   | • |   |         | 95                | LOW HAZARD       | PANEL       |
| Camira       | Hebden                    |   |   |   |   | • |   |         | 60                | CRIB 5           | TASK & SS   |
| Camira       | Main Line Flax Stripe     |   |   |   | • |   |   |         | 70                | CRIB 5           | TASK & SS   |
| Camira       | Individuo                 |   |   |   |   |   | • |         | 95                | CRIB 5*          | TASK & SS   |
| Camira       | Stripes                   |   |   |   |   | • |   |         | 95                | CRIB 5           | TASK & SS   |
| Camira       | Craggan                   |   |   |   |   |   | • |         | 100               | CRIB 5           | TASK & SS   |
| Camira       | Code                      |   |   |   |   | • |   |         | 85                | CRIB 5*          | TASK & SS   |
| Camira       | Century                   |   |   |   |   | • |   |         | 77                | CRIB 5           | TASK & SS   |
| CrestJTM     | Contempo                  |   |   | • |   |   |   |         | 0                 | CRIB 5           | TASK & SS   |
| CrestJTM     | Shelly                    |   |   | • |   |   |   |         | 0                 | CRIB 5           | TASK & SS   |
| CrestJTM     | Vele                      |   |   |   | • |   |   |         | 0                 | CRIB 5           | TASK & SS   |
| CrestJTM     | Cambridge                 |   |   |   | • |   |   |         | 0                 | CRIB 5           | TASK & SS   |
| CrestJTM     | Colorado                  |   |   |   |   | • |   |         | 0                 | CRIB 5           | TASK & SS   |
| Yarwood      | Dollaro (vinyl)           | • |   |   |   |   |   |         | 0                 | CRIB 5           | TASK & SS   |
| Yarwood      | Aneurin (vinyl)           |   |   |   | • |   |   |         | 0                 | CRIB 5           | TASK & SS   |
| Yarwood      | Ascot (vinyl)             |   |   |   | • |   |   |         | 0                 | CRIB 5           | TASK & SS   |
| Yarwood      | Churchill (vinyl)         |   | • |   |   |   |   |         | 0                 | CRIB 5           | TASK & SS   |
| Yarwood      | Camden                    |   |   |   |   |   |   | •       | 0                 | CRIB 5           | TASK & SS   |
| Yarwood      | Style                     |   |   |   |   |   |   | •       | 0                 | CRIB 5           | TASK & SS   |
| Yarwood      | Hammersmith               |   |   |   |   |   |   | •       | 0                 | CRIB 5           | TASK & SS   |
| Yarwood      | Capri                     |   |   |   |   |   |   | •       | 0                 | CRIB 5           | TASK & SS   |
| Yarwood      | Mustang                   |   |   |   |   |   |   | •       | 0                 | CRIB 5           | TASK & SS   |
| Gabriel      | Chili                     |   | • |   |   |   |   |         | 0                 | CRIB 5           | TASK & SS   |

Featured swatches in following fabric brand pages

\* WHEN TREATED

**PLEASE NOTE:**

**FABRIC BANDINGS** - Should your fabric of choice not be listed please contact our sales teams who will be happy to assist. The above is intended as a guide only. Please ensure you check the suitability of your selected fabric for its application prior to ordering.

**LEATHER** - All leather fabrics are priced on application.

**FABRIC SWATCHES** - We recommend that your final fabric selection is made based on a physical swatch only. Please note colour accuracy of printed fabric swatches is not guaranteed and is intended as a guide only.



chieftainfabrics

Chieftain Fabrics are experts in vinyl upholstery. It is their only focus and they believe that for this reason, they are the best at what they do. Chieftain specialise in the design and production of high quality performance fabric and contract upholstery, and have done for over 60 years. With their unique mix of specialist expertise, innovative R&D and advanced materials, they produce an inherently better fabric. Chieftain are constantly striving to keep up with ever changing technologies and have the only fabric that has passed both the Tropical test and Crib 7.



**FABRIC BAND 3**



**Application**

High traffic areas, stadia seating, restaurant, hotel, healthcare, prisons, high security environments etc.

**Characteristics**

Surface : Phthalate free PVC  
 Backing : Cotton/PES  
 Weight : 705 g/m<sup>2</sup>  
 Thickness : 1.10mm  
 Bursting Strength : 1,200+kPa  
 Abrasion : 500,000+ Martindale Rubs

**Flame Retardancy**

BS5852 Ignition Source 7 - Crib 7 as standard  
 BS7176 Medium Hazard  
 S.I. 1988 No.1324 Schedule 4 and 5  
 BS EN1021-1 and 2  
 CS-25  
 FMVSS 302  
 IMO A 652 (16)  
 M2  
 B2

**Jungle / Tropical Test**

ISO 1419 : 1995 Accelerated Aging Test

**Antimicrobial**

ISO 22196  
 G21  
 Independent testing has verified that Just Colour is effective at reducing the spread of MRSA, E.Coli, and other similar bacteria.

See Chieftainfabrics.com for further details and cleaning instructions.



Citrus Green



Marigold



Jazz Berry




Deep Rose



Grape



Cocoa



Jasmine White



Cobalt



Grey Friar



Ocean Blue



Sea Green



Pillar Box



Golden Honey



**FABRIC BAND 4**



**Application**

High traffic areas, stadia seating, restaurant, hotel, healthcare etc.

**Characteristics**

Surface : Phthalate free PVC 85% : 15% PU  
 Backing : 100% Organic Cotton  
 Weight : 800g/m<sup>2</sup>  
 Thickness : 1.25mm  
 Bursting Strength : 1,000+kPa  
 Abrasion : 500,000+ Martindale Rubs


**Flame Retardancy**

BS5852 Ignition Source 5 - Crib 5 as standard  
 BS7176 Medium Hazard  
 S.I. 1988 No.1324 Schedule 4 and 5  
 BS EN1021-1 and 2  
 CS-25  
 FMVSS 302  
 IMO A 652 (16)

**Antimicrobial**

ISO 22196  
 Independent testing has verified that Lionella is effective at reducing the spread of MRSA, E.Coli, and other similar bacteria.

See Chieftainfabrics.com for further details and cleaning instructions.



Aubergine



Red October



Tulip




Colonel Mustard



Sable



Black Velvet



Dusk Grey



Airforce



Deep Sea




Winter Green



Old Gold



Blood Orange



Liqueur



**Application**

Domestic application only - not suitable for contract use.

**Characteristics**

Surface : PVC  
Backing : PES or Cotton PES  
Weight : 608g/m<sup>2</sup>  
Thickness : 1.00mm  
Bursting Strength : 1,000+kPa  
Abrasion : 40,000+ Martindale Rubs

**Flame Retardancy**

BS7176 Low Hazard  
S.I. 1988 No.1324 Schedule 4 and 5  
BS EN1021-1 and 2  
CS-25  
FMVSS 302  
IMO A 652 (16)

See Chieftainfabrics.com for further details and cleaning instructions.



Daisy



Antelope



Bluebell



Burgundy



Charcoal



Cinnamon



Truffle



Fern



Garnet



Indigo



Iris



Poppy



**Application**

High traffic areas, stadia seating, restaurant, hotel, healthcare etc.

**Characteristics**

Surface : Phthalate free PVC  
Backing : Cotton/PES  
Weight : 705 g/m<sup>2</sup>  
Thickness : 1.10mm  
Bursting Strength : 1,200+kPa  
Abrasion : 500,000+ Martindale Rubs


**Flame Retardancy**

BS5852 Ignition Source 5 - Crib 5 as standard  
BS7176 Medium Hazard  
S.I. 1988 No.1324 Schedule 4 and 5  
BS EN1021-1 and 2  
CS-25  
FMVSS 302  
IMO A 652 (16)

**Antimicrobial**

ISO 22196  
Independent testing has verified that Carino is effective at reducing the spread of MRSA, E.Coli, and other similar bacteria.

See Chieftainfabrics.com for further details and cleaning instructions.



Oro



Bianco



Vita



Scuro



Lusso



Crema



Rosa



Latte



Vino



Bruna



Zucchini



Amalfi



Espresso

# camira

Camira have been weaving the fabric of the world for decades. They produce fabrics for spaces and places, from offices to schools, trains to buses, and shops to hospitals. Camira manufacture over 8 million metres of fabric a year so you're sure to have touched upon their fabrics either at work, at play or on the move. From their manufacturing plant, registered to ISO 9001 and 14001 standards, they make 8 million metres of fabric a year meeting international flammability regulations, celebrating colour, design, technical and environmental innovation.

## CAMIRA MAIN LINE FLAX - FABRIC BAND 4

### Composition

70% Virgin Wool, 30% Flax

### Environmental

Rapidly renewable and compostable.

### Abrasion Resistance

Heavy duty / 10 year guarantee  
Independently certified to  $\geq 50,000$   
Martindale cycles

### Flammability

EN 1021 - 1 (cigarette)  
EN 1021 - 2 (match)  
BS 7176 Low Hazard  
BS 5852 Ignition Source 5  
BS 7176 Medium Hazard  
BS 5867-2 Type B Curtains & Drapes  
UNI 9175 Classe 1 IM  
ÖNORM B 3825 & A 3800-1

Note: Flammability performance is dependent on components used.

### Light Fastness

5 (ISO 105 - B02)

### Fastness to Rubbing

Wet: 3, Dry: 4 (ISO 105 - x12)

See Camirafabrics.com for further details and cleaning instructions.



MLF 05



MLF 06



MLF 12



MLF 22



MLF 24



MLF 13



MLF 16




MLF 28



MLF 31



MLF 17



MLF 20



MLF 33



MFL 38

## CAMIRA RIVET - FABRIC BAND 1

### Composition

100% Repreve Recycled Polyester.  
REPREVE® Unifi, Inc.

### Environmental

Made from 100% post-consumer recycled polyester.

### Weight

280g/m<sup>2</sup>  $\pm 5\%$  (390g/lin.m  $\pm 5\%$ )

### Abrasion Resistance

Heavy duty / 10 year guarantee  
Independently certified to  $\geq 80,000$   
Martindale cycles

### Flammability

EN 1021 - 1 (cigarette)  
EN 1021 - 2 (match)  
BS 7176 Low Hazard

Note: Flammability performance is dependent on

components used.

### Light Fastness

6 (ISO 105 - B02)

### Fastness to Rubbing

Wet: 4, Dry: 4 (ISO 105 - X12)

See Camirafabrics.com for further details and cleaning instructions.




EGL 03



EGL 04




EGL 08



EGL 21



EGL 24



EGL 09



EGL 10



EGL 32



EGL 33



EGL 12



EGL 13



EGL 36



EGL 48



## CHILI - FABRIC BAND 2

### Composition

100% post-consumer recycled polyester fr (fr inside the fiber)

### Weight

470g/lm (15.16 oz./lin.yd)

### Abrasion Resistance

Rubs martindale (EN ISO 12947-2) 60,000  
Double rubs wyzenbeek (ASTM D4157) (heavy duty upholstery)100,000

### Flammability

CA TB 117-2013  
NFP 92-503/504/505 M1  
DIN 4102 - B1  
Class Uno UNI 9175 Class 1 I EMME  
BS EN 1021 1&2 Cigarette and Match  
BS EN 1021-1 Cigarette  
BS 7176 Medium hazard  
BS 5852 Crib 5  
AM 18 - NF D 60-013-(only for fabric)  
DIN EN 13501-1 B-s1,d0  
Will also pass other flammability standards. FR performance is dependent upon the foam used.

### Light Fastness

scale 1-8, max. 8 - EN ISO 105-B02 5-8

### Fastness to Rubbing

Wet:4-5 Dry:4-5 (ISO 105 - X12)

Wash or dry clean

See [www.gabriel.dk](http://www.gabriel.dk) for further details and cleaning instructions



60081



60083



60114



60115



60116




60117



60999



61171



61172



61173



61174



61175



62085



62086



63090



63092



63093



63099



64197



64198



64199



64200



64201



64202



64203



65107



65108



65109



65110



65111



66171



66172



66173



66174



66175



66176



67085



68189



68190



68191




68192



68193



68194



68195



68196



68197



68198

# FINISHES & COLOURS

Our finishes are designed for ease of coordination and use, abundance of choice and thoughtfulness to the environment. The offering consists of a wide selection of textiles, paints, decors, veneer finishes, glass, acrylic, metals, and plastics.

On these pages we have listed some of our most popular MFC and Steel finishes to assist you in choosing the right finishes for your project.


## STOCKED MFC COLOUR RANGES

### Ranges

Height Adjustable Desking, Bench Desking, Desking, Meeting Tables & Wooden Storage

### Care & Maintenance

Due to its resistant, hygienic and dense surface, these laminates do not require any special form of care. The surface is generally easy to clean. Do not use sanitary cleaners or detergents with abrasive components, as such cleaners may lead to changes in the gloss level and/or scratching of the material.




Beech

Nova Oak

Grey Oak

Maple

Dark Walnut



White



Black




Norwegian Beech

Canadian Oak

Alaskan Grey Oak

Arctic White

## LEG FINISHES



Silver RAL9006

White RAL9010

Black RAL9005

## PROJECT RANGE MFC FINISHES

### Ranges

Meeting Tables, Wooden Lockers, Media Units

### Care & Maintenance

Due to its resistant, hygienic and dense surface, these laminates do not require any special form of care. The surface is generally easy to clean. Do not use sanitary cleaners or detergents with abrasive components, as such cleaners may lead to changes in the gloss level and/or scratching of the material.



Ash

Autumn Cherry

Beech

Chester Oak


English Walnut



Grey




Grey Nebraska Oak



Laurentii Wenge



Natural Nebraska Oak



White



Anthracite



Black



Ellmau Beech



Sorano Oak

## LEG FINISHES



Silver

White

## TALOS STEEL COLOURS

### Ranges

Talos

### Care & Maintenance

Carefully remove any loose surface deposits with a wet sponge. Use a soft brush (non abrasive) and a dilute solution of a mild detergent, eg, pH-neutral liquid hand dishwashing detergent in warm water (DO NOT use solvents) to remove dust, salt and other deposits.



Black RAL9005

Grey RAL9035

White RAL9003

Coffee RAL8317

Cream RAL1913


## BISLEY STEEL COLOURS

### Ranges

Bisley Steel Storage

### Care & Maintenance

Carefully remove any loose surface deposits with a wet sponge. Use a soft brush (non abrasive) and a dilute solution of a mild detergent, eg, pH-neutral liquid hand dishwashing detergent in warm water (DO NOT use solvents) to remove dust, salt and other deposits.



Light Grey

White

Oxford Blue

Traffic White

Silver (Smooth)

Mimosa

Anthracite

Azure

Black

Yellow



Fushia



Goose



Orange



Cardinal



Chalk



Coffee



Cream

# SALES & AFTER SALES

---

## SALES & AFTER SALES

### PRICING AND DELIVERIES

- All pricing is subject to review. Please contact [sales@tcgroupuk.com](mailto:sales@tcgroupuk.com) for your most up to date pricing
- Standard carriage charges may apply, please contact [sales@tcgroupuk.com](mailto:sales@tcgroupuk.com) for confirmation of carriage charges
- Some areas of Scotland, Highlands & Islands, Channel Islands, Isle of Man, Cornwall & Ireland may incur additional carriage - price on application
- We will endeavour to deliver and/or install (where applicable) goods within any delivery or installation time specified. That time is an estimate and not a term of contract. In no event whatsoever will we be liable for any delay in deliveries or installations and will not accept any invoices from the buyer
- Whilst every effort is made to ensure we meet delivery terms, there may be instances beyond our control that could affect this. We shall not be held liable for such delays and any costs incurred. Orders despatched and later cancelled due to such delays, will incur charges
- Please note palletised deliveries may be made by an articulated vehicle
- All palletised deliveries are kerbside only
- Should a delivery or installation not be fulfilled, due to one of the reasons below, without prejudice to any other rights or remedies available to the seller, the buyer may arrange with us to store the goods until required and we will charge the buyer for the reasonable costs of storage and redelivery charges (including insurance):
- Refuses/fails to take delivery of the goods
- Fails to provide adequate labour and facilities for the safe unloading of the goods
- Fails to provide adequate delivery instructions at the time of order
- For D&I orders, if the fitters are unable to access the installation area, they will wait 30 minutes after which they may be required to move on. Our D&I team will call to re-arrange a more convenient date however failed installation costs may be incurred (minimum of £50.00) and will be invoiced to the buyer. The failed cost will be confirmed to the buyer in writing

### CANCELLATIONS, SAMPLES & SPECIAL FABRICS

- Sample orders can be placed as normal orders. If the buyer wishes to return the product it will be subject to our standard returns policy and charges may apply
- Wood samples are available upon request
- At times it may be necessary to make changes to the internal specifications of our products and we reserve the right to make such changes
- Next day order cancellations are subject to our discretion due to our despatch process. For any changes made thereafter, we will endeavour to process these changes however we reserve the right to pass on any costs we may incur
- You have a 24-hour period to make any amendments and/or cancellations to any made to order or manufactured products. We will endeavour to process any cancellations and/or amendments made however we reserve the right to pass on any costs we incur. In the event of any delays outside of our control we are unable to accept any cancellations and/or amendments and we reserve the right to pass on any costs we may incur
- For confirmation of fabric availability and lead times please contact [sales@tcgroupuk.com](mailto:sales@tcgroupuk.com)
- No responsibility can be accepted for slight variations, which add to the features of our chairs including but not limited to the following: On certain leather finishes there may be shade variations and small blemishes found in the leather which are a unique characteristic of a natural material and not a defect or weakness. Scratches and marks may occur through everyday use and seat covers will mould to body shapes which is a feature of natural leathers.

### REPORTING TIMES & CLAIM TERMS

- It is the responsibility of the buyer to ensure all deliveries and installations, whether they are to the buyer or a third party, are fully checked for any damages or discrepancies
- The buyer or third party, will have 20 minutes with the driver, in which to check all boxes and/or pallets to ensure they are complete, correct and in perfect condition. \*Please note this excludes parcel carrier service
- Any damages or discrepancies must be clearly signed for as such on the driver's delivery paperwork. Failure to do so will result in any claim being rejected
- Claims regarding goods that have been signed for as unchecked will be rejected
- Any damages and/or discrepancies must be reported within the terms of our after-sales policies. For further details on our policies please contact [sales@tcgroupuk.com](mailto:sales@tcgroupuk.com)
- Any claims made outside of the above terms, will be handled at the after-sales department's discretion and may be rejected
- When reporting a fault, details of your original order, information on the packaging and the environment in which the product is used will be requested for any claims
- We reserve the right to supply replacement components and are under no obligation to replace complete products
- We reserve the right to request photographic evidence. It is the customer's responsibility to provide these upon request to assist in a claim
- We reserve the right to investigate any claim. We may require items to be returned to us, in order for us to carry out an inspection
- Faults reported without the necessary information for us to make a clear assessment, may be rejected
- Replacement parts and/or items will be despatched on a next day service where available. If the original order was delivered and installed, we can offer an installation for the replacement, this will be subject to delivery and installation lead times. We are not responsible for the fitting of replacement components not provided on a delivery and installation and will not accept any invoices from the buyer, relating to charges incurred through the fitting of components and/or building of replacements
- Full replacements must be requested through the after-sales department. Any replacement orders placed with the Sales Team may result in a claim being rejected
- If a fault is deemed to be customer abuse, not within manufacturing tolerances or caused by usage outside of warranty guidelines, any replacement components or product will be charged to the buyer without credit. If we have received goods for inspection and find no fault, the goods may be despatched back to the customer and the buyer will be charged for any collection and redelivery costs
- Any claims made outside of the above terms, will be handled at the after-sales department's discretion and may be rejected
- All returns must be pre-agreed with the after-sales department and a returns number obtained
- Items must be disassembled and securely boxed in the original packaging, including all internal protective packaging
- All boxes and pallets must have the collection note provided by after-sales firmly attached
- All boxes and pallets are kerbside only for collection
- Goods not securely boxed or palletised, may result in a failed collection and charges may apply
- Failed deliveries will be charged to the buyer. For confirmation of all charges please contact [sales@tcgroupuk.com](mailto:sales@tcgroupuk.com)
- Any items that are simply no longer required by the buyer, can be returned to us as long as the goods comply with our returns policy. For confirmation of our policy and charges please contact [sales@tcgroupuk.com](mailto:sales@tcgroupuk.com). We reserve the right to reject returns which do not comply with our policy
- Any returns received outside of our policy may be charged back to the buyer or rejected and will be handled at the after-sales department's discretion



1300 Aztec West, Park Avenue,  
Aztec West, Bristol,  
BS32 4RX, United Kingdom

**T:** +44 (0) 1454 207360  
**E:** [sales@tcgroupuk.com](mailto:sales@tcgroupuk.com)  
**W:** [tcgroupuk.com](http://tcgroupuk.com)